













**MY PROFILE**

-  My Council
-  Activity
-  Innovation Ambassador
-  Innovation Contest
-  Add Incubation Details
-  Announcement from IIC Institutes
-  Notification
-  PERFORMANCE CARD 2018-19
-  Suggestion
-  Download
-  Contact us

## Performance Report

### IIC Annual Performance Report Bifurcation of Score and Reward Points

Score:89.1

Reward:50

7

Activity Type	Total Number of Activities Approved	Total Threshold Number of Activities	Score (for minimum prescribed activities)	Adjusted Cumulative Reward Points For Additional Activities Beyond the Threshold Numbers for Each Category (Reflection in multiple of 100 with activity score)
IIC Calendar Activity (Score for 1 activity=4.16) Minimum 12 activities	24	12	50 (Max Score=50)	50
MIC driven Activity (Score for 1 activity=0.833) Minimum 24 activities	20	24	16.6667 (Max Score=20)	0
Self-driven Activity (Score for 1 activity=2.5) Minimum 12 activities	9	12	22.5 (Max Score=30)	0

#### Weightage of each activity type:

Activity Type	Weightage in %	Q1	Q2	Q3	Q4	Total Score
IIC Annual Calendar Plan	50%	12.5	12.5	12.5	12.5	50
Self-Driven Activities	30%	7.5	7.5	7.5	7.5	30
MIC Driven Activities	20%	5	5	5	5	20
Total Score	100%	25	25	25	25	100

#### Following methodology has been used for calculation of quarterly score:

Scores are calculated based on the minimum prescribed activities in each "activity type". IIC earn Reward Points for conducting more than prescribed minimum activities under each "activity type", which is effective towards 5th star.

#### Score Matrix for IIC 2019-20 (All 4 quarters):

Activity Type	Total activities (approved) done by IICs	Score (If n> minimum prescribed activities)	Reward Points (for extra activities)
IIC Calendar Activity (Score for 1 activity=4.16)	n (out of 24 announced)	$(if\ n \geq 12)$ $12 \times 4.16 = 50$ $(if\ n < 12)$ $n \times 4.16$	$(if\ n \geq 12)$ $(n-12) \times 4.16$ $(if\ n < 12)$ 0
Self-driven Activity (Score for 1 activity=2.5)	n (Announced & done by IIC on its own)	$(if\ n \geq 12)$ $12 \times 2.5 = 30$ $(if\ n < 12)$ $n \times 2.5$	$(if\ n \geq 12)$ $(n-12) \times 2.5$ $(if\ n < 12)$ 0
MIC driven Activity (Score for 1 activity=0.833)	n (out of 26 announced excluding IFLTS)	$(if\ n \geq 24)$ $24 \times 0.833 = 20$ $(if\ n < 24)$ $n \times 0.833$	$(if\ n \geq 24)$ $(n-24) \times 0.833$ $(if\ n < 24)$ 0

\*Total 24 activities have been considered as cut-off for MIC driven Activity.

Note: IIC calendar year is divided in 4 quarters. IICs can earn maximum 25 marks in each quarter.

#### Effective score range for Star allocation from Quarter 1 to Quarter 4:

Starting Score range	Ending Score range	Star allocation



## MY PROFILE

- My Council
- Activity
- Innovation Ambassador
- Innovation Contest
- Add Incubation Details
- Announcement from IIC Institutes
- Notification
- PERFORMANCE CARD 2018-19
- Suggestion
- Download
- Contact us

49.99	49.166	Two Star
49.99	64.166	Two and a Half Star
64.99	74.166	Three Star
74.99	84.166	Three and a Half Star
84.99	100	Four Star

### Parameters for the calculation of 5th Star:

S.No	5th star Parameters	Weightage
1	Regional Mentoring Session hosting	5 marks
2	Innovation Ambassador Training Hosting	30 marks
3	Innovation Contest 2020 Participation	12.5
3.1	50- ideas	10 marks
3.2	25 PoCs	10 marks
3.3	15 prototype	10 marks
4	Reward points	50 marks *
5	Finalist of PoC contest	10

Score Range	Star
Score greater than equal to 50 marks	Full star
10 greater than equal to score greater than 49.9 marks	0.5 star
Score greater than 9.9marks	0 star

5th Star	
Score Range	Star
Score >= 50 marks	Full star
10 <= score < 49.9 marks	0.5 star
Score < 9.9 marks	0 star

### QUICK LINKS

- Home
- Innovation Council
- SIH
- ARIIA

### SOCIAL MEDIA LINKS

- Twitter
- Facebook
- Youtube
- Instagram

### CONTACT US

- www.mic.gov.in
- iic.mhrd@aicte-india.org
- 011 2958 1239/1513/1223