



# **K.S.R.M. COLLEGE OF ENGINEERING**

**(UGC-AUTONOMOUS)**

Kadapa, Andhra Pradesh, India- 516 003

Approved by AICTE, New Delhi & Affiliated to JNTUA,  
Ananthapuramu

An ISO 14001:2004 & 9001: 2015 Certified Institution

---

## **DEPARTMENT OF CIVIL ENGINEERING**

### **Stakeholders Feedback Analysis on Curriculum for the AY 2019-20**

The Department of Civil Engineering collects feedback from the stakeholders to monitor and evaluate the quality of curriculum and curriculum related issues. The feedback forms were collected from students, parents, Alumni, Employer and faculty on several aspects of curriculum and its learning related issues in terms of quality, competence, skills and professionalism. The report of feedback analysis is submitted to IQAC for necessary action and thereafter the analysis is shared with BoS Committee to take necessary measures and actions as to comply with the issues raised by the Stakeholders in New Curriculum.

**DEPARTMENT OF CIVIL ENGINEERING  
DETAILED FEEDBACK ANALYSIS REPORT**

**Feedback Analysis of Students on Curriculum for the AY 2019– 20**

**Feedback is collected from students on the following parameters**

- Q1. Depth of the course content
- Q2. Extent of Coverage of Course
- Q3. Applicability or relevance to real life situations
- Q4. Learning values (in terms of knowledge, concepts, manual skills, analytical abilities, and broadening perspectives)
- Q5. Clarity and relevance of textual reading material
- Q6. Relevance of additional source material (library)
- Q7. Extent of effort required by students
- Q8. Overall Rating

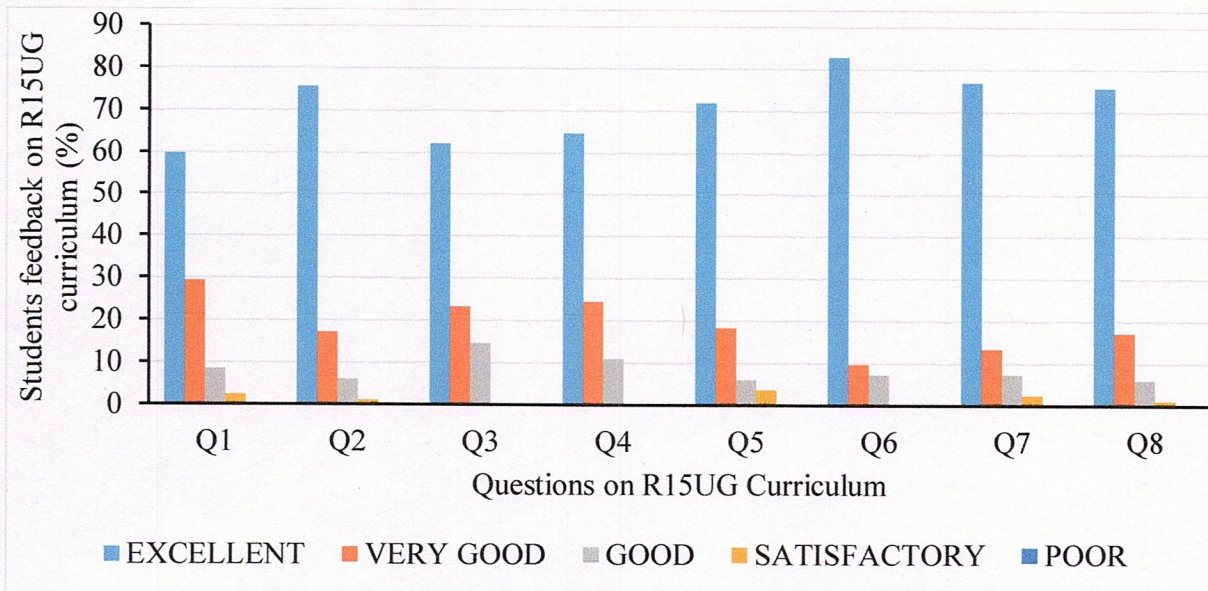
The categorization of rating is as follows: Excellent, Very good, Good, Satisfactory, and Poor

**Feedback analysis is carried based on Average Rating:** Excellent (5), Very good (4), Good (3), Satisfactory (2), and Poor (1)

**Table 1: Student Feedback analysis report on R15UG curriculum**

Q.No	PERCENTAGE WISE RESPONSE					Avg. Rating	Grade
	Excellent(5)	Very Good(4)	Good(3)	Satisfactory(2)	Poor(1)		
Q1	59.76	29.27	8.54	2.44	0.00	4.46	Excellent
Q2	75.61	17.07	6.10	1.22	0.00	4.67	Excellent
Q3	62.20	23.17	14.63	0.00	0.00	4.48	Excellent
Q4	64.63	24.39	10.98	0.00	0.00	4.54	Excellent
Q5	71.95	18.29	6.10	3.66	0.00	4.59	Excellent
Q6	82.93	9.76	7.32	0.00	0.00	4.76	Excellent
Q7	76.83	13.41	7.32	2.44	0.00	4.65	Excellent
Q8	75.61	17.07	6.10	1.22	0.00	4.67	Excellent

Average Rating	Grade
$\geq 4$	Excellent
$4 < \text{Avg. Rating} \geq 3$	Very good
$3 < \text{Avg. rating} \geq 2$	Good



**Feedback Analysis of Students on R15UG Curriculum for the AY 2019– 20**

*[Handwritten Signature]*

Head

Department of Civil Engineering  
 K.S.R.M. College of Engineering  
 (Autonomous)  
 KADAPA - 516 003. (A.P.)

*[Handwritten Signature]*

IQAC

Co-ordinator  
 Internal Quality Assurance Cell (IQAC)  
 KSR M College of Engineering  
 Kadapa - 516 003

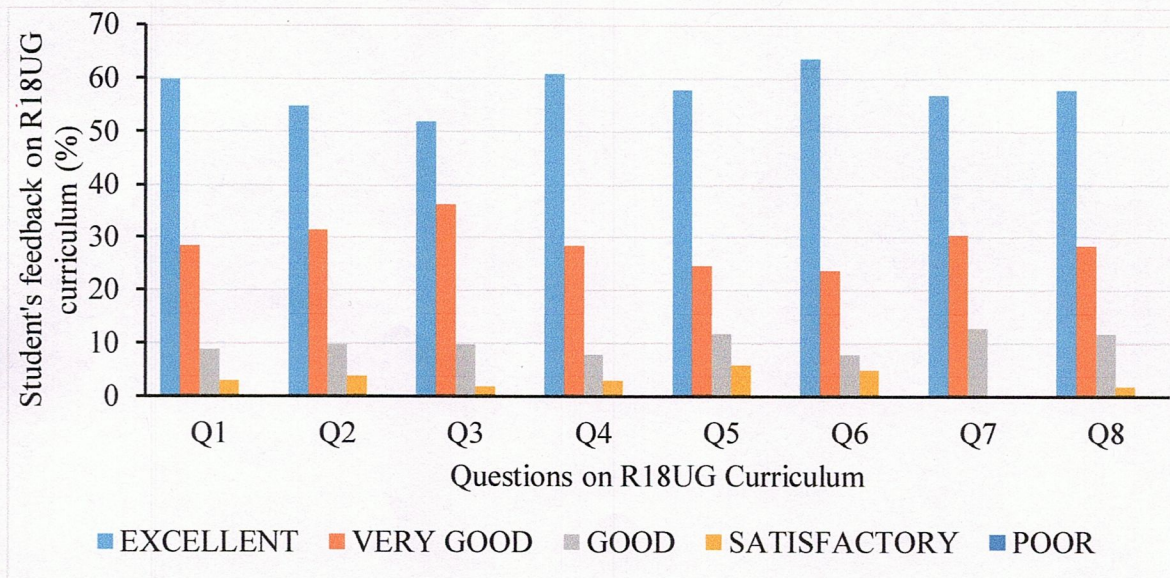
*[Handwritten Signature]*  
 PRINCIPAL

PRINCIPAL  
 K.S.R.M. COLLEGE OF ENGINEERING  
 KADAPA-516005 (A.P)

**Table 2: Student Feedback analysis report on R18UG curriculum**

Q.No	PERCENTAGE WISE RESPONSE					Avg. Rating	Grade
	Excellent(5)	Very Good(4)	Good(3)	Satisfactory(2)	Poor(1)		
Q1	59.80	28.43	8.82	2.94	0.00	4.45	Excellent
Q2	54.90	31.37	9.80	3.92	0.00	4.37	Excellent
Q3	51.96	36.27	9.80	1.96	0.00	4.38	Excellent
Q4	60.78	28.43	7.84	2.94	0.00	4.47	Excellent
Q5	57.84	24.51	11.76	5.88	0.00	4.34	Excellent
Q6	63.73	23.53	7.84	4.90	0.00	4.46	Excellent
Q7	56.86	30.39	12.75	0.00	0.00	4.44	Excellent
Q8	57.84	28.43	11.76	1.96	0.00	4.42	Excellent

Average Rating	Grade
$\geq 4$	Excellent
$4 < \text{Avg. Rating} \leq 3$	Very good
$3 < \text{Avg. rating} \leq 2$	Good



**Feedback Analysis of Students on R18UG Curriculum for the AY 2019– 20**

*[Signature]*  
Head

Department of Civil Engineering  
K.S.R.M. College of Engineering  
(Autonomous)  
KADAPA - 516 003. (A.P.)

*[Signature]*  
IQAC

Co-ordinator  
Internal Quality Assurance Cell (IQAC)  
KSRM College of Engineering  
Kadapa - 516 003

*[Signature]*  
PRINCIPAL

PRINCIPAL  
K.S.R.M. COLLEGE OF ENGINEERING  
KADAPA-516005 (A.P.)

## DEPARTMENT OF CIVIL ENGINEERING

### Feedback Analysis of Parents on Curriculum for the AY 2019– 20

#### Feedback is collected from Parents on the following parameters

- Q1. Content and coverage of curriculum studied
- Q2. Adequacy of the core courses
- Q3. Ordering of the courses in the curriculum
- Q4. Adequacy of the elective courses
- Q5. Practical content in the curriculum
- Q6. Ability to cope with the current job challenges
- Q7. Ability to adopt new technologies
- Q8. Ability to handle projects/assignments as individual
- Q9. Ability to work in a team

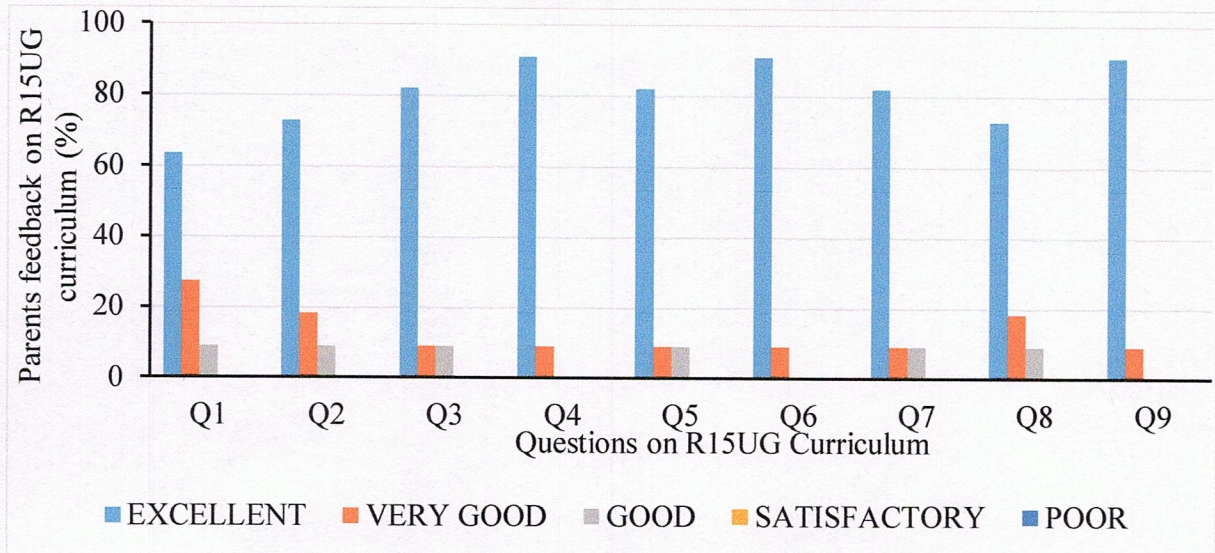
The categorization of rating is as follows: Excellent, Very good, Good, Satisfactory, and Poor

**Feedback analysis is carried based on Average Rating:** Excellent (5), Very good (4), Good (3), Satisfactory (2), and Poor (1)

**Table 1: Parents Feedback analysis report on R15UG curriculum**

Q.No	PERCENTAGE WISE RESPONSE					Avg. Rating	Grade
	Excellent(5)	Very Good(4)	Good(3)	Satisfactory(2)	Poor(1)		
Q1	63.64	27.27	9.09	0.00	0.00	4.55	Excellent
Q2	72.73	18.18	9.09	0.00	0.00	4.64	Excellent
Q3	81.82	9.09	9.09	0.00	0.00	4.73	Excellent
Q4	90.91	9.09	0.00	0.00	0.00	4.91	Excellent
Q5	81.82	9.09	9.09	0.00	0.00	4.73	Excellent
Q6	90.91	9.09	0.00	0.00	0.00	4.91	Excellent
Q7	81.82	9.09	9.09	0.00	0.00	4.73	Excellent
Q8	72.73	18.18	9.09	0.00	0.00	4.64	Excellent
Q9	90.91	9.09	0.00	0.00	0.00	4.91	Excellent

Average Rating	Grade
$\geq 4$	Excellent
$4 < \text{Avg. Rating} \leq 3$	Very good
$3 < \text{Avg. rating} \leq 2$	Good



**Feedback Analysis of Parents on R15UG Curriculum for the AY 2019– 20**

*[Signature]*  
Head

Department of Civil Engineering  
K.S.R.M. College of Engineering  
(Autonomous)  
KADAPA - 516 003. (A.P.)

*[Signature]*

**IQAC**

Co-ordinator  
Internal Quality Assurance Cell (IQAC)  
KSRM College of Engineering  
Kadapa - 516 003

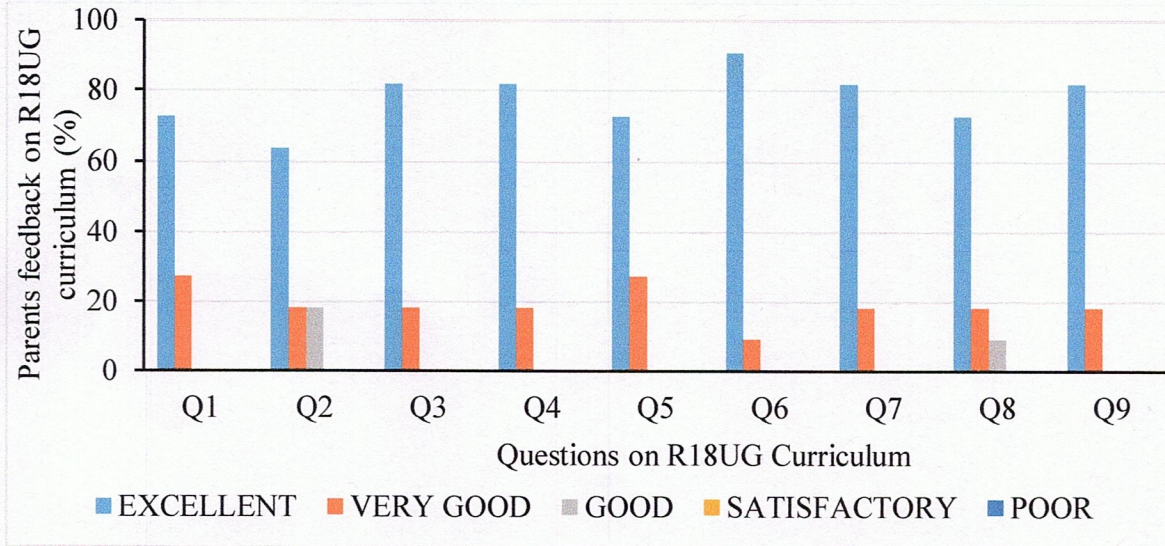
*[Signature]*  
**PRINCIPAL**

**PRINCIPAL**  
**K.S.R.M. COLLEGE OF ENGINEERING**  
KADAPA-516005 (A.P)

**Table 2: Parents Feedback analysis report on R18UG curriculum**

Q.No	PERCENTAGE WISE RESPONSE					Avg. Rating	Grade
	Excellent(5)	Very Good(4)	Good(3)	Satisfactory(2)	Poor(1)		
Q1	72.73	27.27	0.00	0.00	0.00	4.73	Excellent
Q2	63.64	18.18	18.18	0.00	0.00	4.45	Excellent
Q3	81.82	18.18	0.00	0.00	0.00	4.82	Excellent
Q4	81.82	18.18	0.00	0.00	0.00	4.82	Excellent
Q5	72.73	27.27	0.00	0.00	0.00	4.73	Excellent
Q6	90.91	9.09	0.00	0.00	0.00	4.91	Excellent
Q7	81.82	18.18	0.00	0.00	0.00	4.82	Excellent
Q8	72.73	18.18	9.09	0.00	0.00	4.64	Excellent
Q9	81.82	18.18	0.00	0.00	0.00	4.82	Excellent

Average Rating	Grade
$\geq 4$	Excellent
$4 < \text{Avg. Rating} \geq 3$	Very good
$3 < \text{Avg. rating} \geq 2$	Good



**Feedback Analysis of Parents on R18UG Curriculum for the AY 2019– 20**

*[Signature]*  
Head

Department of Civil Engineering  
K.S.R.M. College of Engineering  
(Autonomous)  
KADAPA - 516 003. (A.P.)

*[Signature]*

**IQAC**

Co-ordinator  
Internal Quality Assurance Cell (IQAC)  
KSRM College of Engineering  
Kadapa - 516 003

*[Signature]*

**PRINCIPAL**

PRINCIPAL  
K.S.R.M. COLLEGE OF ENGINEERING  
KADAPA-516005 (A.P)

## DEPARTMENT OF CIVIL ENGINEERING

### Feedback Analysis of Alumni on Curriculum for the AY 2019– 20

#### Feedback is collected from Alumni on the following parameters

- Q1. Depth of the course content
- Q2. Extent of Coverage of Course
- Q3. Applicability or relevance to real life situations
- Q4. Learning values (in terms of knowledge, concepts, manual skills, analytical abilities, and broadening perspectives)
- Q5. Whether the knowledge is sufficient to face the competitive world
- Q6. Whether the syllabus gives practical exposures
- Q7. Whether it serves current industry needs
- Q8. Overall Rating

The categorization of rating is as follows: Excellent, Very good, Good, Satisfactory, and Poor

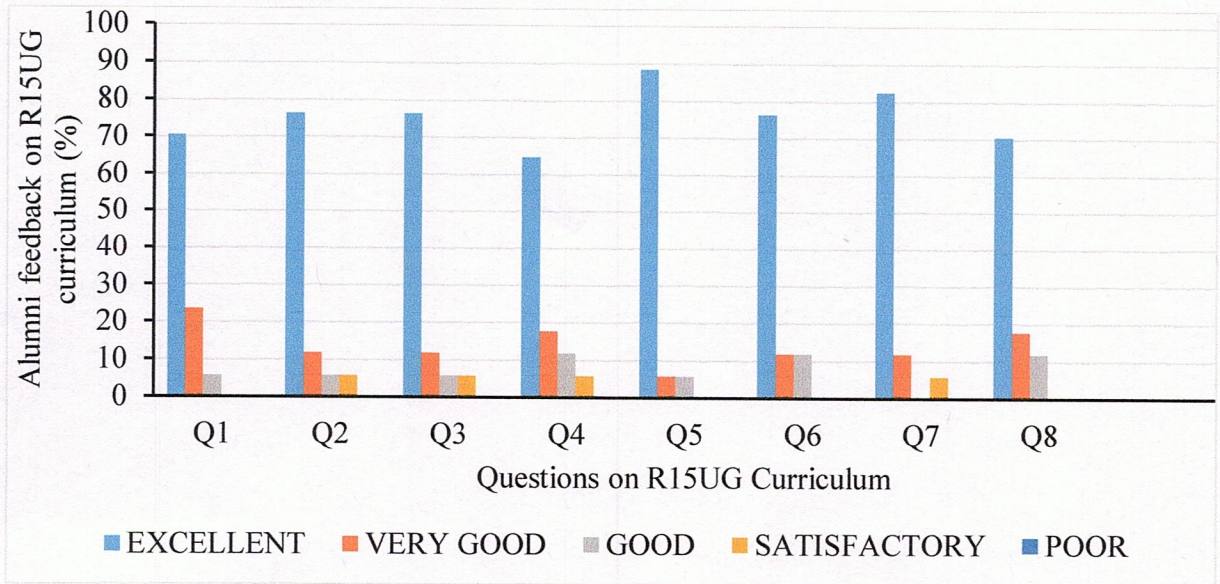
**Feedback analysis is carried based on Average Rating:** Excellent (5), Very good (4), Good (3), Satisfactory (2), and Poor (1)

**Table 1: Alumni Feedback analysis report on R15UG curriculum**

Q.No	PERCENTAGE WISE RESPONSE					Avg. Rating	Grade
	Excellent(5)	Very Good(4)	Good(3)	Satisfactory(2)	Poor(1)		
Q1	70.59	23.53	5.88	0.00	0.00	4.65	Excellent
Q2	76.47	11.76	5.88	5.88	0.00	4.59	Excellent
Q3	76.47	11.76	5.88	5.88	0.00	4.59	Excellent
Q4	64.71	17.65	11.76	5.88	0.00	4.41	Excellent
Q5	88.24	5.88	5.88	0.00	0.00	4.82	Excellent
Q6	76.47	11.76	11.76	0.00	0.00	4.65	Excellent
Q7	82.35	11.76	0.00	5.88	0.00	4.71	Excellent
Q8	70.59	17.65	11.76	0.00	0.00	4.59	Excellent

Average Rating	Grade
$\geq 4$	Excellent
$4 < \text{Avg. Rating} \geq 3$	Very good
$3 < \text{Avg. rating} \geq 2$	Good





**Feedback Analysis of Alumni on R15UG Curriculum for the AY 2019– 20**

*[Signature]*

Head

Department of Civil Engineering  
K.S.R.M. College of Engineering  
(Autonomous)  
KADAPA - 516 003. (A.P.)

*[Signature]*

IQAC

Co-ordinator  
Internal Quality Assurance Cell (IQAC)  
KSRM College of Engineering  
Kadapa - 516 003

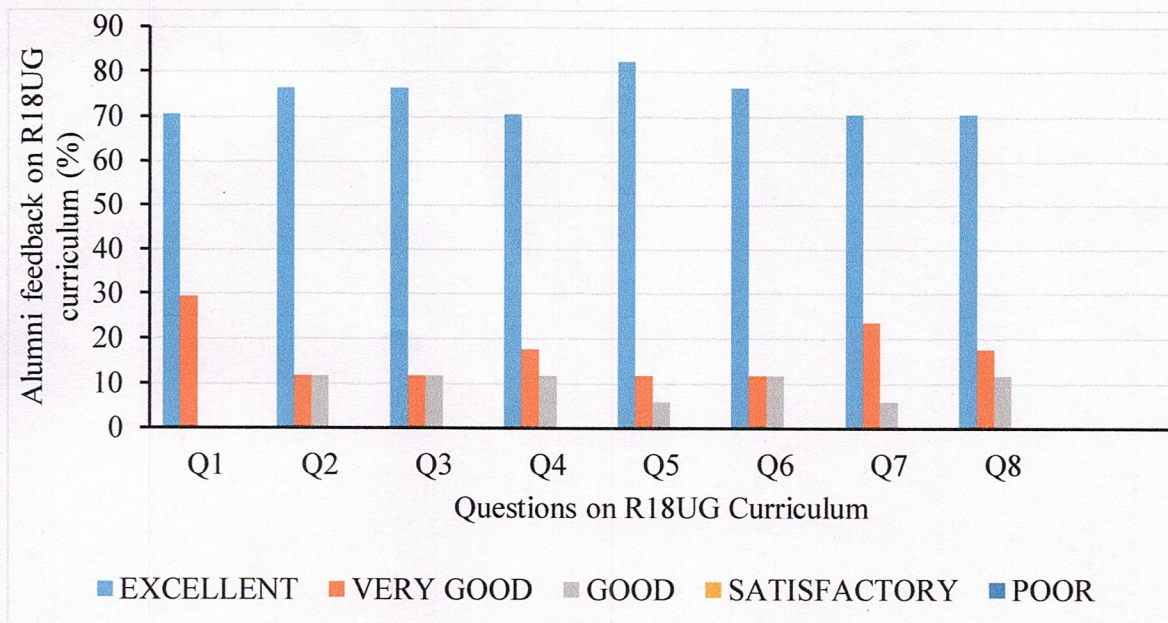
*V.S.S. mm/g*  
PRINCIPAL

PRINCIPAL  
K.S.R.M. COLLEGE OF ENGINEERING  
KADAPA-516005 (A.P)

**Table 2: Alumni Feedback analysis report on R18UG curriculum**

Q.No	PERCENTAGE WISE RESPONSE					Avg. Rating	Grade
	Excellent(5)	Very Good(4)	Good(3)	Satisfactory(2)	Poor(1)		
Q1	70.59	29.41	0.00	0.00	0.00	4.71	Excellent
Q2	76.47	11.76	11.76	0.00	0.00	4.65	Excellent
Q3	76.47	11.76	11.76	0.00	0.00	4.65	Excellent
Q4	70.59	17.65	11.76	0.00	0.00	4.59	Excellent
Q5	82.35	11.76	5.88	0.00	0.00	4.76	Excellent
Q6	76.47	11.76	11.76	0.00	0.00	4.65	Excellent
Q7	70.59	23.53	5.88	0.00	0.00	4.65	Excellent
Q8	70.59	17.65	11.76	0.00	0.00	4.59	Excellent

Average Rating	Grade
$\geq 4$	Excellent
$4 < \text{Avg. Rating} \geq 3$	Very good
$3 < \text{Avg. rating} \geq 2$	Good



**Feedback Analysis of Alumni on R18UG Curriculum for the AY 2019– 20**

*[Signature]*  
IQAC

Co-ordinator  
Internal Quality Assurance Cell (IQAC)  
KSRM College of Engineering  
Kadapa - 516 003

*[Signature]*  
Head  
Department of Civil Engineering  
K.S.R.M. College of Engineering  
(Autonomous)  
KADAPA - 516 003. (A.P.)

*[Signature]*  
PRINCIPAL

PRINCIPAL  
K.S.R.M. COLLEGE OF ENGINEERING  
KADAPA-516005 (A.P)

## DEPARTMENT OF CIVIL ENGINEERING

### Feedback Analysis of Employer on Curriculum for the AY 2019– 20

#### Feedback is collected from Employer on the following parameters

- Q1. Basics of Computer Science
- Q2. Fundamentals of Mathematics and Science of the Students
- Q3. Algorithm Design Techniques
- Q4. Knowledge on Recent Tools and their Usage
- Q5. Practical Skills
- Q6. Scope for New Ideas / innovations
- Q7. Suitable for new technologies
- Q8. Serving the Industry needs
- Q9. Overall Rating

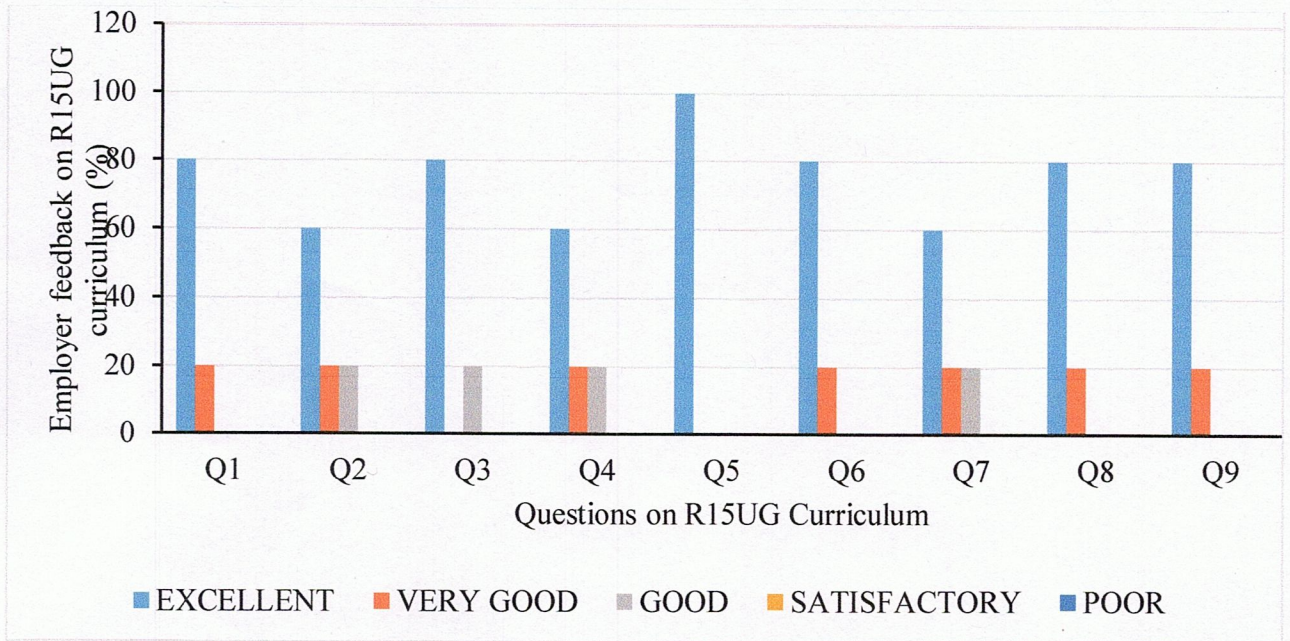
The categorization of rating is as follows: Excellent, Very good, Good, Satisfactory, and Poor

**Feedback analysis is carried based on Average Rating:** Excellent (5), Very good (4), Good (3), Satisfactory (2), and Poor (1)

**Table 1: Employer Feedback analysis report on R15UG curriculum**

Q.No	PERCENTAGE WISE RESPONSE					Avg. Rating	Grade
	Excellent(5)	Very Good(4)	Good(3)	Satisfactory(2)	Poor(1)		
Q1	80.00	20.00	0.00	0.00	0.00	4.80	Excellent
Q2	60.00	20.00	20.00	0.00	0.00	4.40	Excellent
Q3	80.00	0.00	20.00	0.00	0.00	4.60	Excellent
Q4	60.00	20.00	20.00	0.00	0.00	4.40	Excellent
Q5	100.00	0.00	0.00	0.00	0.00	5.00	Excellent
Q6	80.00	20.00	0.00	0.00	0.00	4.80	Excellent
Q7	60.00	20.00	20.00	0.00	0.00	4.40	Excellent
Q8	80.00	20.00	0.00	0.00	0.00	4.80	Excellent
Q9	80.00	20.00	0.00	0.00	0.00	4.80	Excellent

Average Rating	Grade
$\geq 4$	Excellent
$4 < \text{Avg. Rating} \leq 3$	Very good
$3 < \text{Avg. Rating} \leq 2$	Good



**Feedback Analysis of Employer on R15UG Curriculum for the AY 2019– 20**

*[Signature]*  
Head

Department of Civil Engineering  
K.S.R.M. College of Engineering  
(Autonomous)  
KADAPA - 516 003. (A.P.)

*[Signature]*

**IQAC**

Co-ordinator  
Internal Quality Assurance Cell (IQAC)  
KSRM College of Engineering  
Kadapa - 516 003

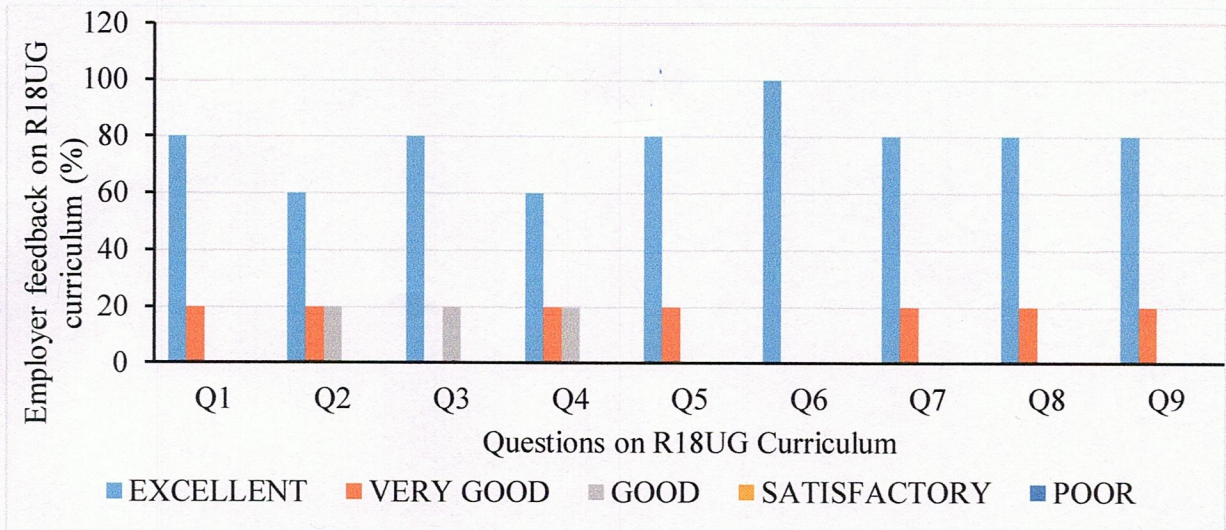
*[Signature]*  
**PRINCIPAL**

**PRINCIPAL**  
**K.S.R.M. COLLEGE OF ENGINEERING**  
KADAPA-516005 (A.P)

**Table 2: Employer Feedback analysis report on R18UG curriculum**

Q.No	PERCENTAGE WISE RESPONSE					Avg. Rating	Grade
	Excellent(5)	Very Good(4)	Good(3)	Satisfactory(2)	Poor(1)		
Q1	80.00	20.00	0.00	0.00	0.00	4.80	Excellent
Q2	60.00	20.00	20.00	0.00	0.00	4.40	Excellent
Q3	80.00	0.00	20.00	0.00	0.00	4.60	Excellent
Q4	60.00	20.00	20.00	0.00	0.00	4.40	Excellent
Q5	80.00	20.00	0.00	0.00	0.00	4.80	Excellent
Q6	100.00	0.00	0.00	0.00	0.00	5.00	Excellent
Q7	80.00	20.00	0.00	0.00	0.00	4.80	Excellent
Q8	80.00	20.00	0.00	0.00	0.00	4.80	Excellent
Q9	80.00	20.00	0.00	0.00	0.00	4.80	Excellent

Average Rating	Grade
$\geq 4$	Excellent
$4 < \text{Avg. Rating} \leq 3$	Very good
$3 < \text{Avg. rating} \leq 2$	Good



**Feedback Analysis of Employer on R18UG Curriculum for the AY 2019– 20**

*(Signature)*

Head

Department of Civil Engineering  
K.S.R.M. College of Engineering  
(Autonomous)  
KADAPA - 516 003. (A.P.)

*(Signature)*

IQAC

Co-ordinator  
Internal Quality Assurance Cell (IQAC)  
KSRM College of Engineering  
Kadapa - 516 003

*(Signature)*

PRINCIPAL

PRINCIPAL  
K.S.R.M. COLLEGE OF ENGINEERING  
KADAPA-516005 (A.P)

## DEPARTMENT OF CIVIL ENGINEERING

### Feedback Analysis of Faculty on Curriculum for the AY 2019– 20

#### Feedback is collected from Faculty on the following parameters

- Q1. Depth of the course content
- Q2. Extent of Coverage of Course
- Q3. Applicability or relevance to real life situations
- Q4. Learning values (in terms of knowledge, concepts, manual skills, analytical abilities, and broadening perspectives)
- Q5. Clarity and relevance of textual reading material
- Q6. Relevance of additional source material (library)
- Q7. Extent of effort required by students
- Q8. Overall Rating

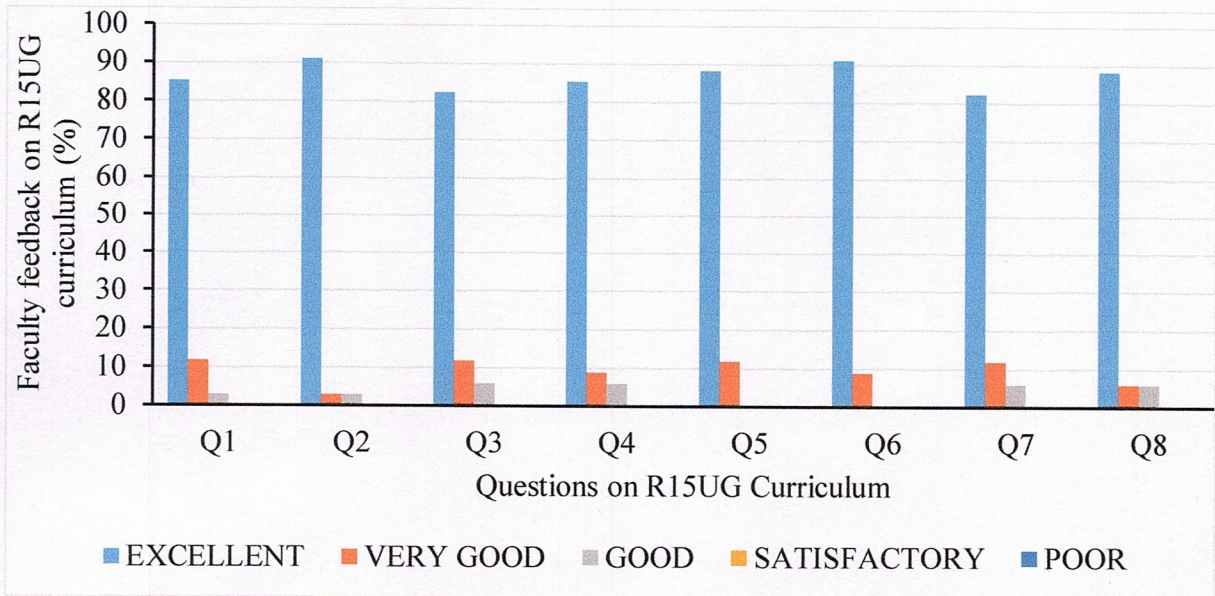
The categorization of rating is as follows: Excellent, Very good, Good, Satisfactory, and Poor

**Feedback analysis is carried based on Average Rating:** Excellent (5), Very good (4), Good (3), Satisfactory (2), and Poor (1)

**Table 1: Faculty Feedback analysis report on R15UG curriculum**

Q.No	PERCENTAGE WISE RESPONSE					Avg. Rating	Grade
	Excellent(5)	Very Good(4)	Good(3)	Satisfactory(2)	Poor(1)		
Q1	85.29	11.76	2.94	0.00	0.00	4.82	Excellent
Q2	91.18	2.94	2.94	0.00	0.00	4.76	Excellent
Q3	82.35	11.76	5.88	0.00	0.00	4.76	Excellent
Q4	85.29	8.82	5.88	0.00	0.00	4.79	Excellent
Q5	88.24	11.76	0.00	0.00	0.00	4.88	Excellent
Q6	91.18	8.82	0.00	0.00	0.00	4.91	Excellent
Q7	82.35	11.76	5.88	0.00	0.00	4.76	Excellent
Q8	88.24	5.88	5.88	0.00	0.00	4.82	Excellent

Average Rating	Grade
$\geq 4$	Excellent
$4 < \text{Avg. Rating} \geq 3$	Very good
$3 < \text{Avg. rating} \geq 2$	Good



**Feedback Analysis of Faculty on R15UG Curriculum for the AY 2019– 20**

*[Handwritten Signature]*

**Head**

**Department of Civil Engineering  
K.S.R.M. College of Engineering  
(Autonomous)  
KADAPA - 516 003. (A.P.)**

*[Handwritten Signature]*

**IQAC**

**Co-ordinator**

**Internal Quality Assurance Cell (IQAC)  
KSRM College of Engineering  
Kadapa - 516 003**

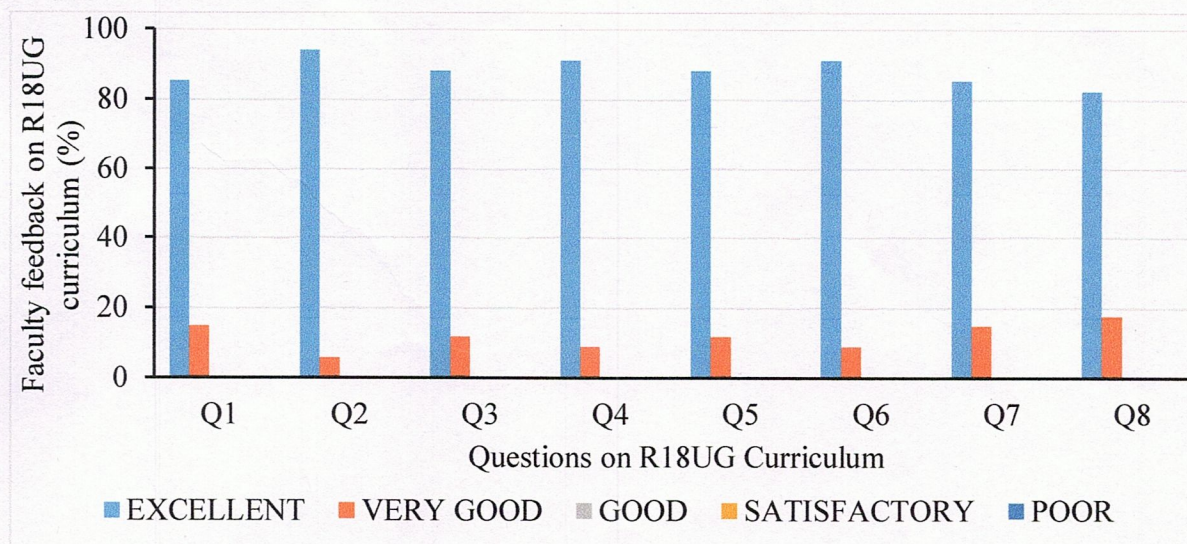
*[Handwritten Signature]*  
**PRINCIPAL**

**PRINCIPAL  
K.S.R.M. COLLEGE OF ENGINEERING  
KADAPA-516005 (A.P)**

**Table 2: Faculty Feedback analysis report on R18UG curriculum**

Q.No	PERCENTAGE WISE RESPONSE					Avg. Rating	Grade
	Excellent(5)	Very Good(4)	Good(3)	Satisfactory(2)	Poor(1)		
Q1	85.29	11.76	2.94	0.00	0.00	4.82	Excellent
Q2	91.18	2.94	2.94	0.00	0.00	4.76	Excellent
Q3	82.35	11.76	5.88	0.00	0.00	4.76	Excellent
Q4	85.29	8.82	5.88	0.00	0.00	4.79	Excellent
Q5	88.24	11.76	0.00	0.00	0.00	4.88	Excellent
Q6	91.18	8.82	0.00	0.00	0.00	4.91	Excellent
Q7	82.35	11.76	5.88	0.00	0.00	4.76	Excellent
Q8	88.24	5.88	5.88	0.00	0.00	4.82	Excellent

Average Rating	Grade
$\geq 4$	Excellent
$4 < \text{Avg. Rating} \geq 3$	Very good
$3 < \text{Avg. rating} \geq 2$	Good



**Feedback Analysis of Faculty on R18UG Curriculum for the AY 2019– 20**

*[Signature]*

Head

Department of Civil Engineering  
K.S.R.M. College of Engineering  
(Autonomous)  
KADAPA - 516 003. (A.P.)

*[Signature]*  
IQAC

Co-ordinator  
Internal Quality Assurance Cell (IQAC)  
KSRM College of Engineering  
Kadapa - 516 003

*[Signature]*  
PRINCIPAL

PRINCIPAL  
K.S.R.M. COLLEGE OF ENGINEERING  
KADAPA-516005 (A.P.)





# **K.S.R.M. COLLEGE OF ENGINEERING**

**(UGC-AUTONOMOUS)**

Kadapa, Andhra Pradesh, India- 516 003

Approved by AICTE, New Delhi & Affiliated to JNTUA,  
Ananthapuramu

An ISO 14001:2004 & 9001: 2015 Certified Institution

---

## **DEPARTMENT OF ELECTRICAL AND ELECTRONICS ENGINEERING**

### **Stakeholders Feedback Analysis on Curriculum for the AY 2019-20**

The Department of ELECTRICAL AND ELECTRONICS ENGINEERING collects feedback from the stakeholders to monitor and evaluate the quality of curriculum and curriculum related issues. The feedback forms were collected from students, parents, Alumni, Employer and faculty on several aspects of curriculum and its learning related issues in terms of quality, competence, skills and professionalism. The report of feedback analysis is submitted to IQAC for necessary action and thereafter the analysis is shared with BoS Committee to take necessary measures and actions as to comply with the issues raised by the Stakeholders in New Curriculum.

**DEPARTMENT OF ELECTRICAL AND ELECTRONICS ENGINEERING  
DETAILED FEEDBACK ANALYSIS REPORT**

**Feedback Analysis of Students on Curriculum for the AY 2019– 20**

**Feedback is collected from students on the following parameters**

- Q1. Depth of the course content
- Q2. Extent of Coverage of Course
- Q3. Applicability or relevance to real life situations
- Q4. Learning values (in terms of knowledge, concepts, manual skills, analytical abilities, and broadening perspectives)
- Q5. Clarity and relevance of textual reading material
- Q6. Relevance of additional source material (library)
- Q7. Extent of effort required by students
- Q8. Overall Rating

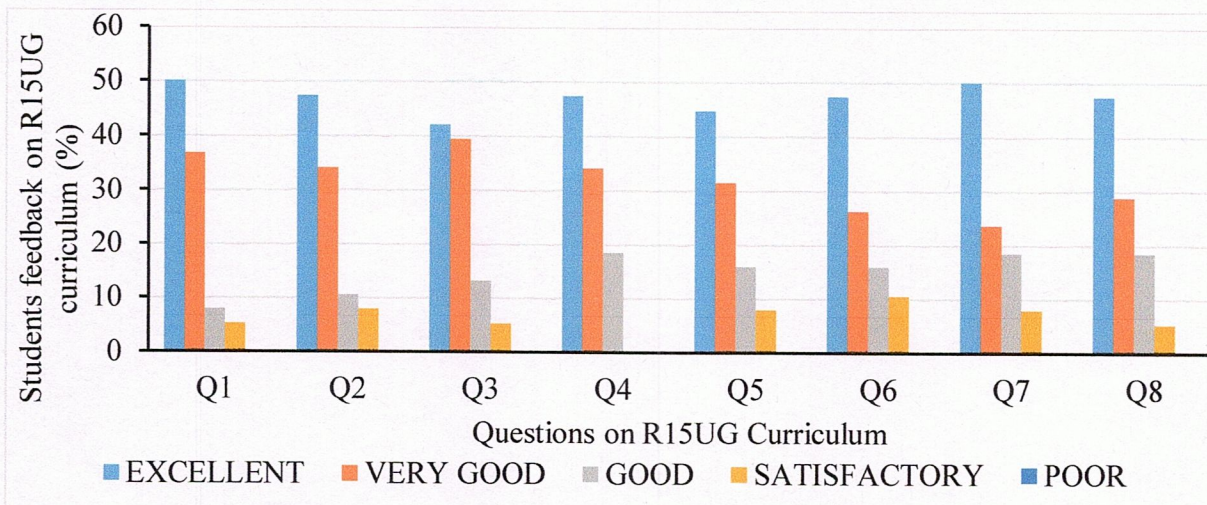
The categorization of rating is as follows: Excellent, Very good, Good, Satisfactory, and Poor

**Feedback analysis is carried based on Average Rating:** Excellent (5), Very good (4), Good (3), Satisfactory (2), and Poor (1)

**Table 1: Student Feedback Analysis Report On R15UG Curriculum**

Q.No	PERCENTAGE WISE RESPONSE					Avg. Rating	Grade
	Excellent(5)	Very Good(4)	Good(3)	Satisfactory(2)	Poor(1)		
Q1	50.00	36.84	7.89	5.26	0.00	4.32	Excellent
Q2	47.37	34.21	10.53	7.89	0.00	4.21	Excellent
Q3	42.11	39.47	13.16	5.26	0.00	4.18	Excellent
Q4	47.37	34.21	18.42	0.00	0.00	4.29	Excellent
Q5	44.74	31.58	15.79	7.89	0.00	4.13	Excellent
Q6	47.37	26.32	15.79	10.53	0.00	4.11	Excellent
Q7	50.00	23.68	18.42	7.89	0.00	4.16	Excellent
Q8	47.37	28.95	18.42	5.26	0.00	4.18	Excellent

Average Rating	Grade
$\geq 4$	Excellent
$4 < \text{Avg. Rating} \geq 3$	Very good
$3 < \text{Avg. rating} \geq 2$	Good



**Feedback Analysis of Students on R15UG Curriculum for the AY 2019– 20**

*S. Anwarul Haq*  
 HEAD

Department of Electrical &  
 Electronics Engineering  
 K.S.R.M. College of Engineering  
 Kadapa -516003.

*S. Anwarul Haq*  
 IQAC

Co-ordinator  
 Internal Quality Assurance Cell (IQAC)  
 KSRM College of Engineering  
 Kadapa - 516 003

*V. S. S. Mm 15*  
 PRINCIPAL

PRINCIPAL  
 K.S.R.M. COLLEGE OF ENGINEERING  
 KADAPA-516005 (A.P)

**Table 2: Student Feedback Analysis Report On R18UG Curriculum**

Q.No	PERCENTAGE WISE RESPONSE					Avg. Rating	Grade
	Excellent(5)	Very Good(4)	Good(3)	Satisfactory(2)	Poor(1)		
Q1	51.43	40.00	8.57	0.00	0.00	4.43	Excellent
Q2	57.14	28.57	8.57	5.71	0.00	4.37	Excellent
Q3	51.43	34.29	14.29	0.00	0.00	4.37	Excellent
Q4	45.71	31.43	14.29	8.57	0.00	4.14	Excellent
Q5	48.57	34.29	11.43	5.71	0.00	4.26	Excellent
Q6	40.00	34.29	17.14	8.57	0.00	4.06	Excellent
Q7	51.43	22.86	20.00	5.71	0.00	4.20	Excellent
Q8	54.29	28.57	14.29	2.86	0.00	4.34	Excellent

Average Rating	Grade
$\geq 4$	Excellent
$4 < \text{Avg. Rating} \geq 3$	Very good
$3 < \text{Avg. rating} \geq 2$	Good



**Feedback Analysis of Students on R18UG Curriculum for the AY 2019– 20**

*[Signature]*

HEAD

Department of Electrical &  
Electronics Engineering  
K.S.R.M. College of Engineering  
Kadapa -516003.

*[Signature]*

IQAC

Co-ordinator  
Internal Quality Assurance Cell (IQAC)  
KSRM College of Engineering  
Kadapa - 516 003

*[Signature]*

PRINCIPAL

PRINCIPAL  
K.S.R.M. COLLEGE OF ENGINEERING  
KADAPA-516005 (A.P)

## DEPARTMENT OF ELECTRICAL AND ELECTRONICS ENGINEERING

### Feedback Analysis of Parents on Curriculum for the AY 2019– 20

#### Feedback is collected from Parents on the following parameters

- Q1. Content and coverage of curriculum studied
- Q2. Adequacy of the core courses
- Q3. Ordering of the courses in the curriculum
- Q4. Adequacy of the elective courses
- Q5. Practical content in the curriculum
- Q6. Ability to cope with the current job challenges
- Q7. Ability to adopt new technologies
- Q8. Ability to handle projects/assignments as individual
- Q9. Ability to work in a team

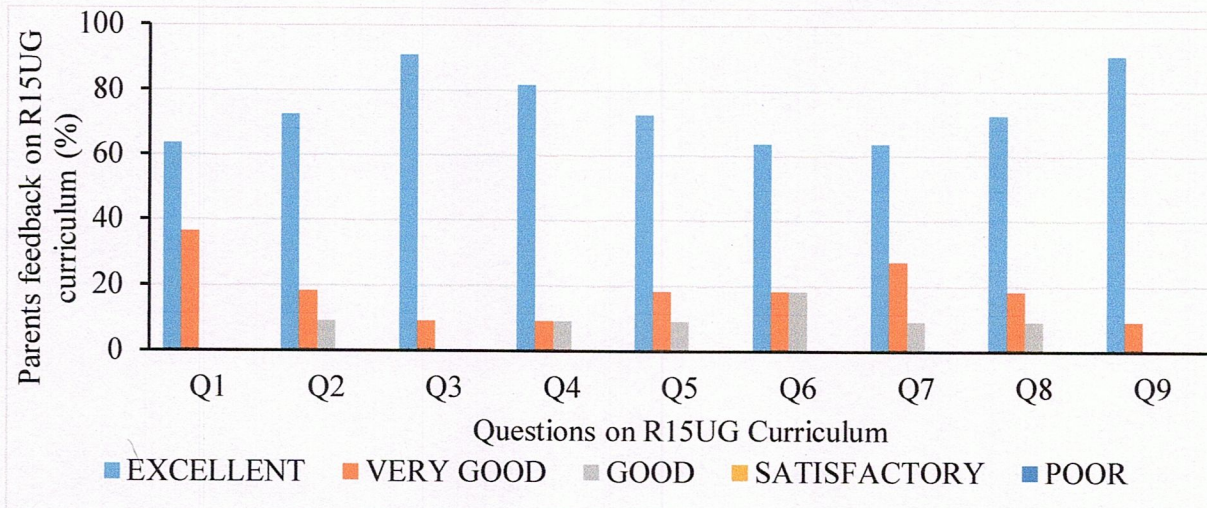
The categorization of rating is as follows: Excellent, Very good, Good, Satisfactory, and Poor

Feedback analysis is carried based on Average Rating: Excellent (5), Very good (4), Good (3), Satisfactory (2), and Poor (1)

**Table 1: Parents Feedback analysis report on R15UG curriculum**

Q.No	PERCENTAGE WISE RESPONSE					Avg. Rating	Grade
	Excellent(5)	Very Good(4)	Good(3)	Satisfactory(2)	Poor(1)		
Q1	63.64	36.36	0.00	0.00	0.00	4.64	Excellent
Q2	72.73	18.18	9.09	0.00	0.00	4.64	Excellent
Q3	90.91	9.09	0.00	0.00	0.00	4.91	Excellent
Q4	81.82	9.09	9.09	0.00	0.00	4.73	Excellent
Q5	72.73	18.18	9.09	0.00	0.00	4.64	Excellent
Q6	63.64	18.18	18.18	0.00	0.00	4.45	Excellent
Q7	63.64	27.27	9.09	0.00	0.00	4.55	Excellent
Q8	72.73	18.18	9.09	0.00	0.00	4.64	Excellent
Q9	90.91	9.09	0.00	0.00	0.00	4.91	Excellent

Average Rating	Grade
$\geq 4$	Excellent
$4 < \text{Avg. Rating} \leq 3$	Very good
$3 < \text{Avg. rating} \leq 2$	Good



**Feedback Analysis of Parents on R15UG Curriculum for the AY 2019– 20**

*J. Suresh*

HEAD

Department of Electrical &  
Electronics Engineering  
K.S.R.M. College of Engineering  
Kadapa -516003.

*J. Suresh*

IQAC

Co-ordinator  
Internal Quality Assurance Cell (IQAC)  
KSRM College of Engineering  
Kadapa - 516 003

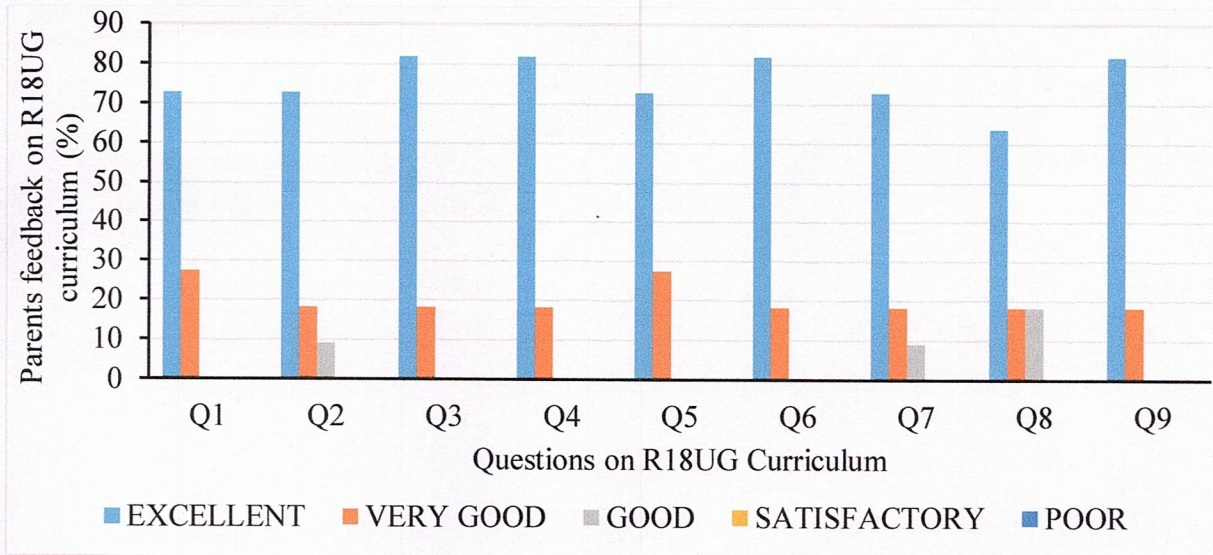
*V. S. S. M. M. /g*  
PRINCIPAL

PRINCIPAL  
K.S.R.M. COLLEGE OF ENGINEERING  
KADAPA-516005 (A.P)

**Table 2: Parents Feedback analysis report on R18UG curriculum**

Q.No	PERCENTAGE WISE RESPONSE					Avg. Rating	Grade
	Excellent(5)	Very Good(4)	Good(3)	Satisfactory(2)	Poor(1)		
Q1	72.73	27.27	0.00	0.00	0.00	4.73	Excellent
Q2	72.73	18.18	9.09	0.00	0.00	4.64	Excellent
Q3	81.82	18.18	0.00	0.00	0.00	4.82	Excellent
Q4	81.82	18.18	0.00	0.00	0.00	4.82	Excellent
Q5	72.73	27.27	0.00	0.00	0.00	4.73	Excellent
Q6	81.82	18.18	0.00	0.00	0.00	4.82	Excellent
Q7	72.73	18.18	9.09	0.00	0.00	4.64	Excellent
Q8	63.64	18.18	18.18	0.00	0.00	4.45	Excellent
Q9	81.82	18.18	0.00	0.00	0.00	4.82	Excellent

Average Rating	Grade
$\geq 4$	Excellent
$4 < \text{Avg. Rating} \geq 3$	Very good
$3 < \text{Avg. rating} \geq 2$	Good



**Feedback Analysis of Parents on R18UG Curriculum for the AY 2019– 20**

*Anwar*  
HEAD

Department of Electrical &  
Electronics Engineering  
K.S.R.M. College of Engineering  
Kadapa -516003.

*IQAC*  
IQAC

*V.S.S. Mm/19*  
PRINCIPAL

Co-ordinator  
Internal Quality Assurance Cell (IQAC)  
KSRM College of Engineering  
Kadapa - 516 003

PRINCIPAL  
K.S.R.M. COLLEGE OF ENGINEERING  
KADAPA-516005 (A.P)

## DEPARTMENT OF ELECTRICAL AND ELECTRONICS ENGINEERING

### Feedback Analysis of Alumni on Curriculum for the AY 2019– 20

#### Feedback is collected from Alumni on the following parameters

- Q1. Depth of the course content
- Q2. Extent of Coverage of Course
- Q3. Applicability or relevance to real life situations
- Q4. Learning values (in terms of knowledge, concepts, manual skills, analytical abilities, and broadening perspectives)
- Q5. Whether the knowledge is sufficient to face the competitive world
- Q6. Whether the syllabus gives practical exposers
- Q7. Whether it serves current industry needs
- Q8. Overall Rating

The categorization of rating is as follows: Excellent, Very good, Good, Satisfactory, and Poor

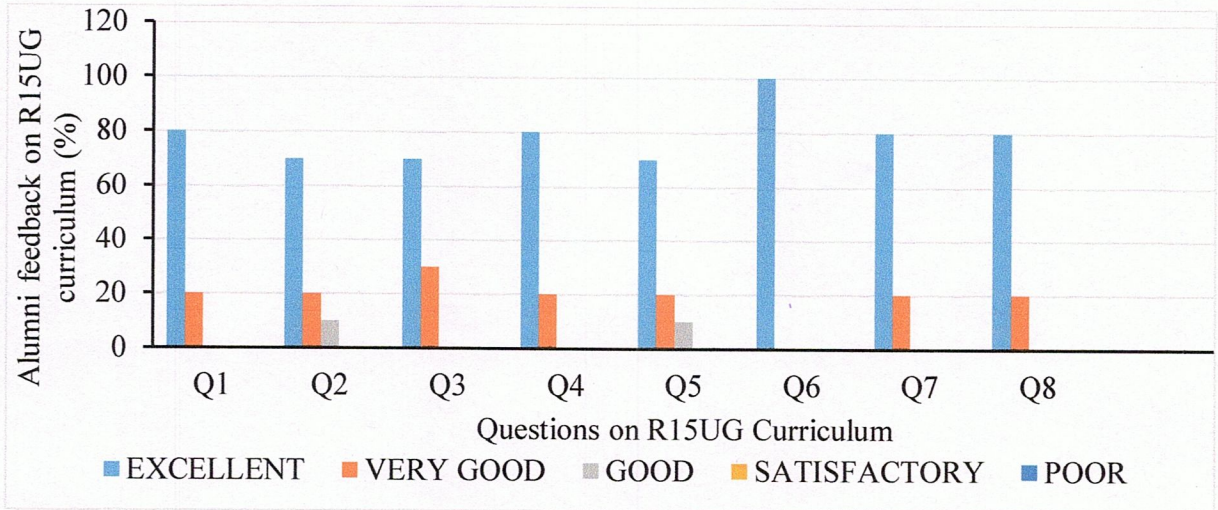
**Feedback analysis is carried based on Average Rating:** Excellent (5), Very good (4), Good (3), Satisfactory (2), and Poor (1)

**Table 1: Alumni Feedback Analysis Report On R15UG Curriculum**

Q.No	PERCENTAGE WISE RESPONSE					Avg. Rating	Grade
	Excellent(5)	Very Good(4)	Good(3)	Satisfactory(2)	Poor(1)		
Q1	80.00	20.00	0.00	0.00	0.00	4.80	Excellent
Q2	70.00	20.00	10.00	0.00	0.00	4.60	Excellent
Q3	70.00	30.00	0.00	0.00	0.00	4.70	Excellent
Q4	80.00	20.00	0.00	0.00	0.00	4.80	Excellent
Q5	70.00	20.00	10.00	0.00	0.00	4.60	Excellent
Q6	100.00	0.00	0.00	0.00	0.00	5.00	Excellent
Q7	80.00	20.00	0.00	0.00	0.00	4.80	Excellent
Q8	80.00	20.00	0.00	0.00	0.00	4.80	Excellent

Average Rating	Grade
$\geq 4$	Excellent
$4 < \text{Avg. Rating} \leq 3$	Very good
$3 < \text{Avg. rating} \leq 2$	Good





**Feedback Analysis of Alumni on R15UG Curriculum for the AY 2019– 20**

*[Signature]*

HEAD  
 Department of Electrical &  
 Electronics Engineering  
 K.S.R.M. College of Engineering  
 Kadapa -516003.

*[Signature]*  
 IQAC

Co-ordinator  
 Internal Quality Assurance Cell (IQAC)  
 KS R M College of Engineering  
 Kadapa - 516 003

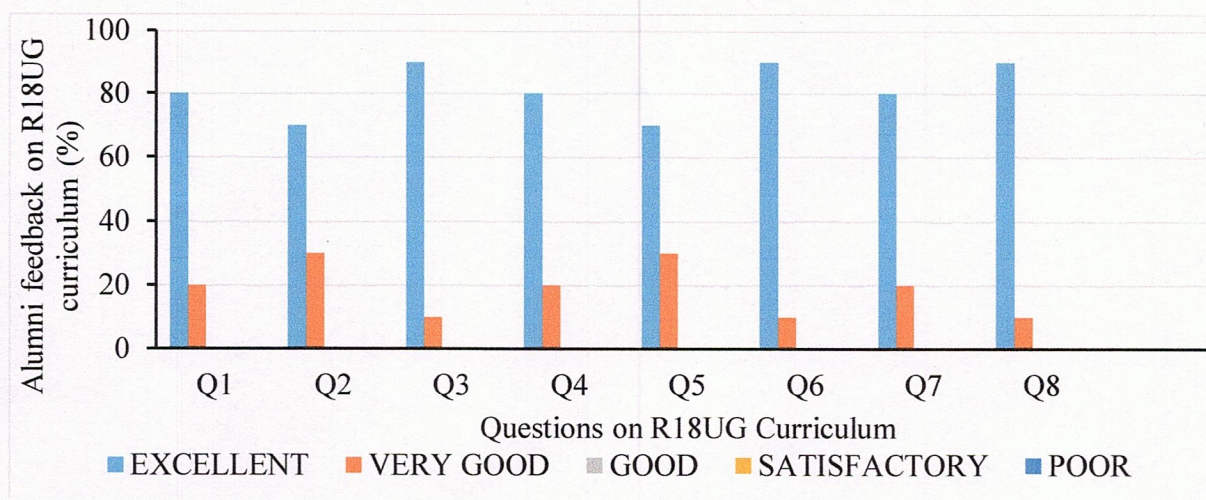
*V.S.S. Mm/15*  
 PRINCIPAL

PRINCIPAL  
 K.S.R.M. COLLEGE OF ENGINEERING  
 KADAPA-516005 (A.P)

**Table 2: Alumni Feedback Analysis Report On R18UG Curriculum**

Q.No	PERCENTAGE WISE RESPONSE					Avg. Rating	Grade
	Excellent(5)	Very Good(4)	Good(3)	Satisfactory(2)	Poor(1)		
Q1	80.00	20.00	0.00	0.00	0.00	4.80	Excellent
Q2	70.00	30.00	0.00	0.00	0.00	4.70	Excellent
Q3	90.00	10.00	0.00	0.00	0.00	4.90	Excellent
Q4	80.00	20.00	0.00	0.00	0.00	4.80	Excellent
Q5	70.00	30.00	0.00	0.00	0.00	4.70	Excellent
Q6	90.00	10.00	0.00	0.00	0.00	4.90	Excellent
Q7	80.00	20.00	0.00	0.00	0.00	4.80	Excellent
Q8	90.00	10.00	0.00	0.00	0.00	4.90	Excellent

Average Rating	Grade
$\geq 4$	Excellent
$4 < \text{Avg. Rating} \geq 3$	Very good
$3 < \text{Avg. rating} \geq 2$	Good



**Feedback Analysis of Alumni on R18UG Curriculum for the AY 2019– 20**

*Amarvelu*  
HEAD

Department of Electrical &  
Electronics Engineering  
K.S.R.M. College of Engineering  
Kadapa -516003.

*V.S.S. mmly*  
PRINCIPAL

*[Signature]*  
IQAC

Co-ordinator  
Internal Quality Assurance Cell (IQAC)  
KSRM College of Engineering  
Kadapa - 516 003

PRINCIPAL  
K.S.R.M. COLLEGE OF ENGINEERING  
KADAPA-516005 (A.P)

## DEPARTMENT OF ELECTRICAL AND ELECTRONICS ENGINEERING

### Feedback Analysis of Employer on Curriculum for the AY 2019– 20

#### Feedback is collected from Employer on the following parameters

- Q1. Basics of Computer Science
- Q2. Fundamentals of Mathematics and Science of the Students
- Q3. Algorithm Design Techniques
- Q4. Knowledge on Recent Tools and their Usage
- Q5. Practical Skills
- Q6. Scope for New Ideas / innovations
- Q7. Suitable for new technologies
- Q8. Serving the Industry needs
- Q9. Overall Rating

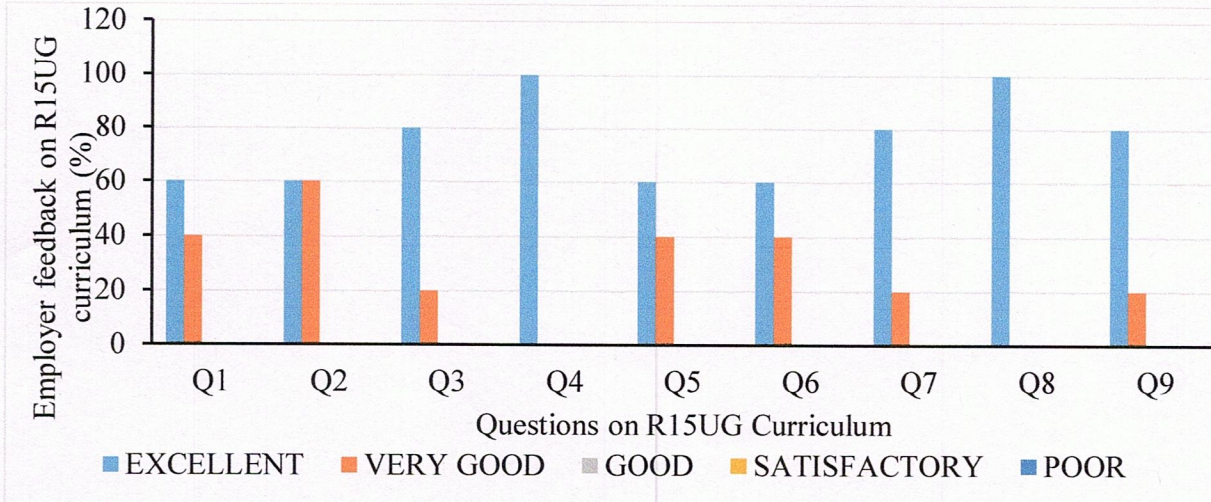
The categorization of rating is as follows: Excellent, Very good, Good, Satisfactory, and Poor

**Feedback analysis is carried based on Average Rating:** Excellent (5), Very good (4), Good (3), Satisfactory (2), and Poor (1)

**Table 1: Employer Feedback Analysis Report On R15UG Curriculum**

Q.No	PERCENTAGE WISE RESPONSE					Avg. Rating	Grade
	Excellent(5)	Very Good(4)	Good(3)	Satisfactory(2)	Poor(1)		
Q1	60.00	40.00	0.00	0.00	0.00	4.60	Excellent
Q2	60.00	60.00	0.00	0.00	0.00	5.40	Excellent
Q3	80.00	20.00	0.00	0.00	0.00	4.80	Excellent
Q4	100.00	0.00	0.00	0.00	0.00	5.00	Excellent
Q5	60.00	40.00	0.00	0.00	0.00	4.60	Excellent
Q6	60.00	40.00	0.00	0.00	0.00	4.60	Excellent
Q7	80.00	20.00	0.00	0.00	0.00	4.80	Excellent
Q8	100.00	0.00	0.00	0.00	0.00	5.00	Excellent
Q9	80.00	20.00	0.00	0.00	0.00	4.80	Excellent

Average Rating	Grade
$\geq 4$	Excellent
$4 < \text{Avg. Rating} \geq 3$	Very good
$3 < \text{Avg. rating} \geq 2$	Good



**Feedback Analysis of Employer on R15UG Curriculum for the AY 2019– 20**

*Anwarud*  
HEAD

Department of Electrical &  
Electronics Engineering  
K.S.R.M. College of Engineering  
Kadapa -516003.

*[Signature]*  
IQAC

*V. S. S. Mm/15*

PRINCIPAL  
PRINCIPAL  
K.S.R.M. COLLEGE OF ENGINEERING  
KADAPA-516005 (A.P)

Co-ordinator  
Internal Quality Assurance Cell (IQAC)  
KSRM College of Engineering  
Kadapa - 516 003

**Table 2: Employer Feedback Analysis Report On R18UG Curriculum**

Q.No	PERCENTAGE WISE RESPONSE					Avg. Rating	Grade
	Excellent(5)	Very Good(4)	Good(3)	Satisfactory(2)	Poor(1)		
Q1	80.00	20.00	0.00	0.00	0.00	4.80	Excellent
Q2	60.00	40.00	0.00	0.00	0.00	4.60	Excellent
Q3	80.00	20.00	0.00	0.00	0.00	4.80	Excellent
Q4	60.00	40.00	0.00	0.00	0.00	4.60	Excellent
Q5	80.00	20.00	0.00	0.00	0.00	4.80	Excellent
Q6	60.00	40.00	0.00	0.00	0.00	4.60	Excellent
Q7	100.00	0.00	0.00	0.00	0.00	5.00	Excellent
Q8	60.00	40.00	0.00	0.00	0.00	4.60	Excellent
Q9	80.00	20.00	0.00	0.00	0.00	4.80	Excellent

Average Rating	Grade
$\geq 4$	Excellent
$4 < \text{Avg. Rating} \leq 3$	Very good
$3 < \text{Avg. Rating} \leq 2$	Good



**Feedback Analysis of Employer on R18UG Curriculum for the AY 2019– 20**

*[Signature]*  
HEAD

Department of Electrical & Electronics Engineering  
K.S.R.M. College of Engineering  
Kadapa -516003.

*[Signature]*  
IQAC

Co-ordinator  
Internal Quality Assurance Cell (IQAC)  
KSRM College of Engineering  
Kadapa - 516 003

*[Signature]*  
PRINCIPAL

PRINCIPAL  
K.S.R.M. COLLEGE OF ENGINEERING  
KADAPA-516005 (A.P)

## DEPARTMENT OF ELECTRICAL AND ELECTRONICS ENGINEERING

### Feedback Analysis of Faculty on Curriculum for the AY 2019– 20

#### Feedback is collected from Faculty on the following parameters

- Q1. Depth of the course content
- Q2. Extent of Coverage of Course
- Q3. Applicability or relevance to real life situations
- Q4. Learning values (in terms of knowledge, concepts, manual skills, analytical abilities, and broadening perspectives)
- Q5. Clarity and relevance of textual reading material
- Q6. Relevance of additional source material (library)
- Q7. Extent of effort required by students
- Q8. Overall Rating

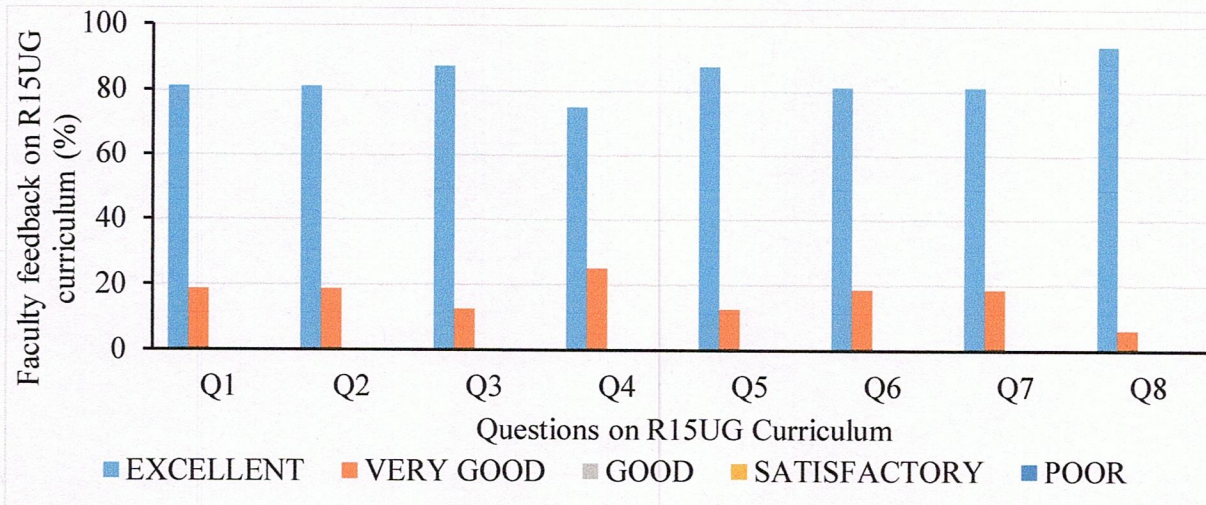
The categorization of rating is as follows: Excellent, Very good, Good, Satisfactory, and Poor

**Feedback analysis is carried based on Average Rating:** Excellent (5), Very good (4), Good (3), Satisfactory (2), and Poor (1)

**Table 1: Faculty Feedback Analysis Report On R15UG Curriculum**

Q.No	PERCENTAGE WISE RESPONSE					Avg. Rating	Grade
	Excellent(5)	Very Good(4)	Good(3)	Satisfactory(2)	Poor(1)		
Q1	81.25	18.75	0.00	0.00	0.00	4.81	Excellent
Q2	81.25	18.75	0.00	0.00	0.00	4.81	Excellent
Q3	87.50	12.50	0.00	0.00	0.00	4.88	Excellent
Q4	75.00	25.00	0.00	0.00	0.00	4.75	Excellent
Q5	87.50	12.50	0.00	0.00	0.00	4.88	Excellent
Q6	81.25	18.75	0.00	0.00	0.00	4.81	Excellent
Q7	81.25	18.75	0.00	0.00	0.00	4.81	Excellent
Q8	93.75	6.25	0.00	0.00	0.00	4.94	Excellent

Average Rating	Grade
$\geq 4$	Excellent
$4 < \text{Avg. Rating} \geq 3$	Very good
$3 < \text{Avg. rating} \geq 2$	Good



**Feedback Analysis of Faculty on R15UG Curriculum for the AY 2019– 20**

*[Signature]*  
HEAD

Department of Electrical &  
Electronics Engineering  
K.S.R.M. College of Engineering  
Kadapa -516003.

*[Signature]*  
IQAC

Co-ordinator  
Internal Quality Assurance Cell (IQAC)  
KSRM College of Engineering  
Kadapa - 516 003

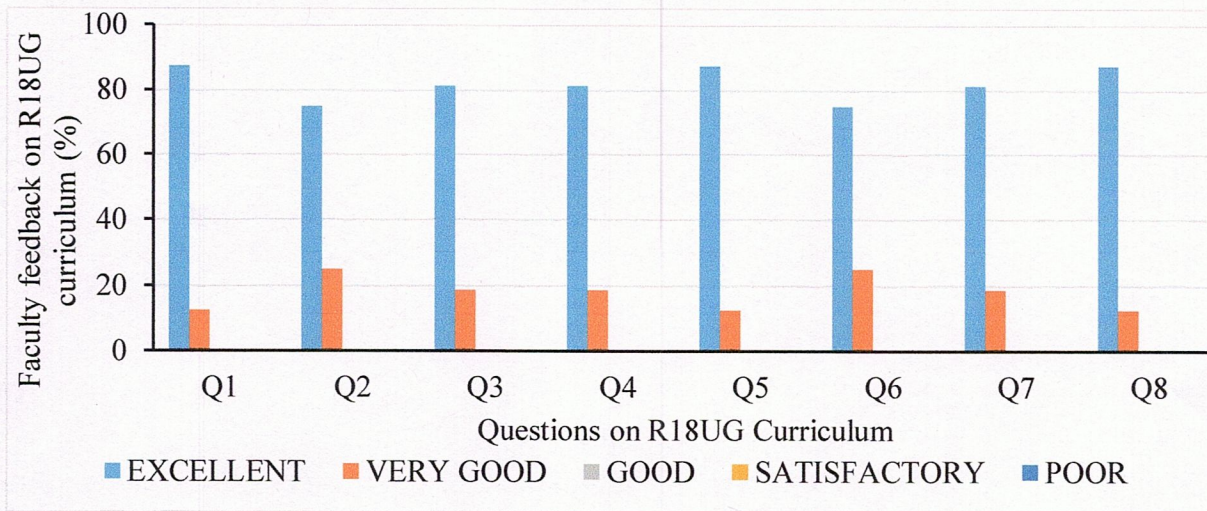
*V. S. S. mmly*  
PRINCIPAL

PRINCIPAL  
K.S.R.M. COLLEGE OF ENGINEERING  
KADAPA-516005 (A.P)

**Table 2: Faculty Feedback Analysis Report On R18UG Curriculum**

Q.No	PERCENTAGE WISE RESPONSE					Avg. Rating	Grade
	Excellent(5)	Very Good(4)	Good(3)	Satisfactory(2)	Poor(1)		
Q1	87.50	12.50	0.00	0.00	0.00	4.88	Excellent
Q2	75.00	25.00	0.00	0.00	0.00	4.75	Excellent
Q3	81.25	18.75	0.00	0.00	0.00	4.81	Excellent
Q4	81.25	18.75	0.00	0.00	0.00	4.81	Excellent
Q5	87.50	12.50	0.00	0.00	0.00	4.88	Excellent
Q6	75.00	25.00	0.00	0.00	0.00	4.75	Excellent
Q7	81.25	18.75	0.00	0.00	0.00	4.81	Excellent
Q8	87.50	12.50	0.00	0.00	0.00	4.88	Excellent

Average Rating	Grade
$\geq 4$	Excellent
$4 < \text{Avg. Rating} \geq 3$	Very good
$3 < \text{Avg. rating} \geq 2$	Good



**Feedback Analysis of Faculty on R18UG Curriculum for the AY 2019– 20**

*Apurva*  
HEAD

Department of Electrical &  
Electronics Engineering  
K.S.R.M. College of Engineering  
Kadapa -516003.

*IQAC*  
IQAC

*V.S.S. Mmly*  
PRINCIPAL

PRINCIPAL  
K.S.R.M. COLLEGE OF ENGINEERING  
KADAPA-516005 (A.P)

Co-ordinator  
Internal Quality Assurance Cell (IQAC)  
KSRM College of Engineering  
Kadapa - 516 003





# **K.S.R.M. COLLEGE OF ENGINEERING**

**(UGC-AUTONOMOUS)**

Kadapa, Andhra Pradesh, India- 516 003

Approved by AICTE, New Delhi & Affiliated to JNTUA,  
Ananthapuramu

An ISO 14001:2004 & 9001: 2015 Certified Institution

---

## **DEPARTMENT OF MECHANICAL ENGINEERING**

### **Stakeholders Feedback Analysis on Curriculum for the AY 2019-20**

The Department of Mechanical Engineering collects feedback from the stakeholders to monitor and evaluate the quality of curriculum and curriculum related issues. The feedback forms were collected from students, parents, Alumni, Employer and faculty on several aspects of curriculum and its learning related issues in terms of quality , competence, skills and professionalism. The report of feedback analysis is submitted to IQAC for necessary action and thereafter the analysis is shared with BoS Committee to take necessary measures and actions as to comply with the issues raised by the Stakeholders in New Curriculum.

**DEPARTMENT OF MECHANICAL ENGINEERING  
DETAILED FEEDBACK ANALYSIS REPORT**

**Feedback Analysis of Students on Curriculum for the AY 2019– 20**

**Feedback is collected from students on the following parameters**

- Q1. Depth of the course content
- Q2. Extent of Coverage of Course
- Q3. Applicability or relevance to real life situations
- Q4. Learning values (in terms of knowledge, concepts, manual skills, analytical abilities, and broadening perspectives)
- Q5. Clarity and relevance of textual reading material
- Q6. Relevance of additional source material (library)
- Q7. Extent of effort required by students
- Q8. Overall Rating

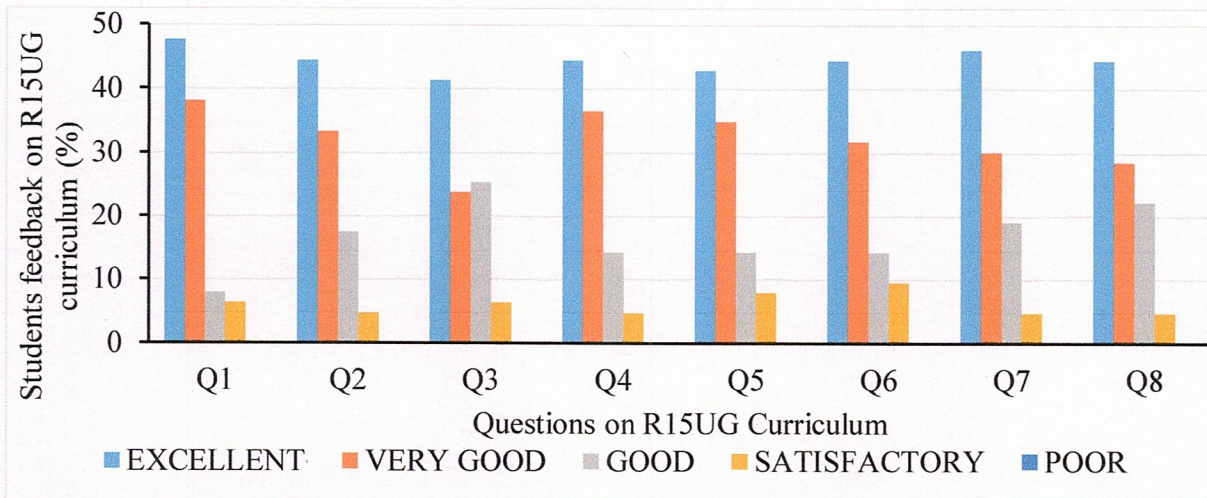
The categorization of rating is as follows: Excellent, Very good, Good, Satisfactory, and Poor

**Feedback analysis is carried based on Average Rating:** Excellent (5), Very good (4), Good (3), Satisfactory (2), and Poor (1)

**Table 1: Student Feedback Analysis Report On R15UG Curriculum**

Q.No	PERCENTAGE WISE RESPONSE					Avg. Rating	Grade
	Excellent(5)	Very Good(4)	Good(3)	Satisfactory(2)	Poor(1)		
Q1	47.62	38.10	7.94	6.35	0.00	4.27	Excellent
Q2	44.44	33.33	17.46	4.76	0.00	4.17	Excellent
Q3	41.27	23.81	25.40	6.35	0.00	3.90	Very Good
Q4	44.44	36.51	14.29	4.76	0.00	4.21	Excellent
Q5	42.86	34.92	14.29	7.94	0.00	4.13	Excellent
Q6	44.44	31.75	14.29	9.52	0.00	4.11	Excellent
Q7	46.03	30.16	19.05	4.76	0.00	4.17	Excellent
Q8	44.44	28.57	22.22	4.76	0.00	4.13	Excellent

Average Rating	Grade
$\geq 4$	Excellent
$4 < \text{Avg. Rating} \geq 3$	Very good
$3 < \text{Avg. rating} \geq 2$	Good



**Feedback Analysis of Students on R15UG Curriculum for the AY 2019– 20**

*[Handwritten Signature]*

**Professor & head  
Department of Mechanical Engineering  
K.S.R.M. College of Engineering  
KADAPA - 516 003.**

*[Handwritten Signature]*  
**IQAC**

**Co-ordinator  
Internal Quality Assurance Cell (IQAC)  
KSR M College of Engineering  
Kadapa - 516 003**

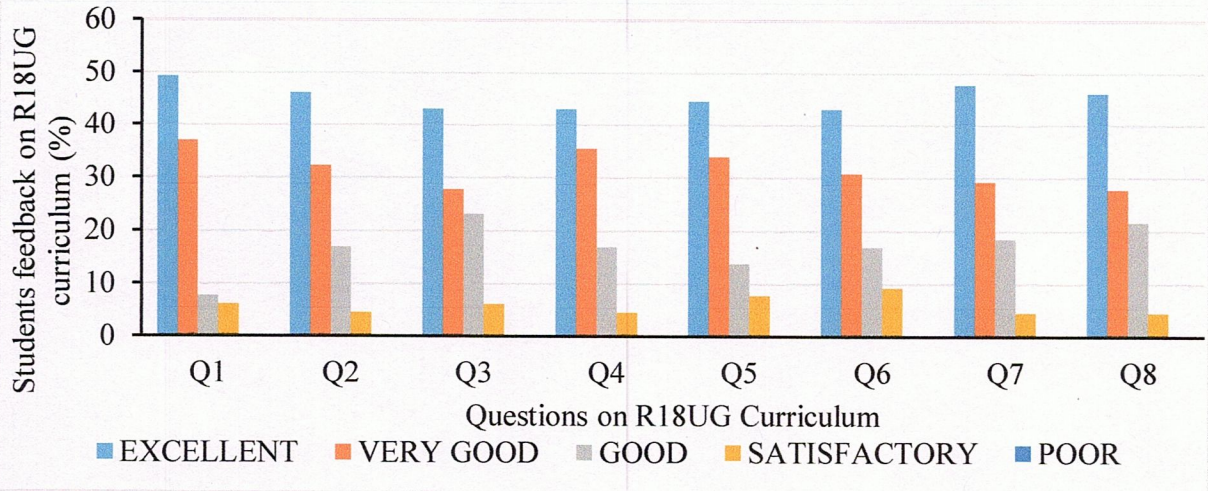
*[Handwritten Signature]*  
**PRINCIPAL**

**PRINCIPAL  
K.S.R.M. COLLEGE OF ENGINEERING  
KADAPA-516005 (A.P)**

**Table 2: Student Feedback Analysis Report On R18UG Curriculum**

Q.No	PERCENTAGE WISE RESPONSE					Avg. Rating	Grade
	Excellent(5)	Very Good(4)	Good(3)	Satisfactory(2)	Poor(1)		
Q1	49.23	36.92	7.69	6.15	0.00	4.29	Excellent
Q2	46.15	32.31	16.92	4.62	0.00	4.20	Excellent
Q3	43.08	27.69	23.08	6.15	0.00	4.08	Excellent
Q4	43.08	35.38	16.92	4.62	0.00	4.17	Excellent
Q5	44.62	33.85	13.85	7.69	0.00	4.15	Excellent
Q6	43.08	30.77	16.92	9.23	0.00	4.08	Excellent
Q7	47.69	29.23	18.46	4.62	0.00	4.20	Excellent
Q8	46.15	27.69	21.54	4.62	0.00	4.15	Excellent

Average Rating	Grade
$\geq 4$	Excellent
$4 < \text{Avg. Rating} \geq 3$	Very good
$3 < \text{Avg. rating} \geq 2$	Good



**Feedback Analysis of Students on R18UG Curriculum for the AY 2019– 20**

*[Signature]*

**Professor & head  
Department of Mechanical Engineering  
K.S.R.M. College of Engineering  
KADAPA - 516 003.**

*[Signature]*  
**IQAC**

**Co-ordinator  
Internal Quality Assurance Cell (IQAC)  
KSRM College of Engineering  
Kadapa - 516 003**

*[Signature]*  
**PRINCIPAL**

**PRINCIPAL  
K.S.R.M. COLLEGE OF ENGINEERING  
KADAPA-516005 (A.P)**

## DEPARTMENT OF MECHANICAL ENGINEERING

### Feedback Analysis of Parents on Curriculum for the AY 2019– 20

#### Feedback is collected from Parents on the following parameters

- Q1. Content and coverage of curriculum studied
- Q2. Adequacy of the core courses
- Q3. Ordering of the courses in the curriculum
- Q4. Adequacy of the elective courses
- Q5. Practical content in the curriculum
- Q6. Ability to cope with the current job challenges
- Q7. Ability to adopt new technologies
- Q8. Ability to handle projects/assignments as individual
- Q9. Ability to work in a team

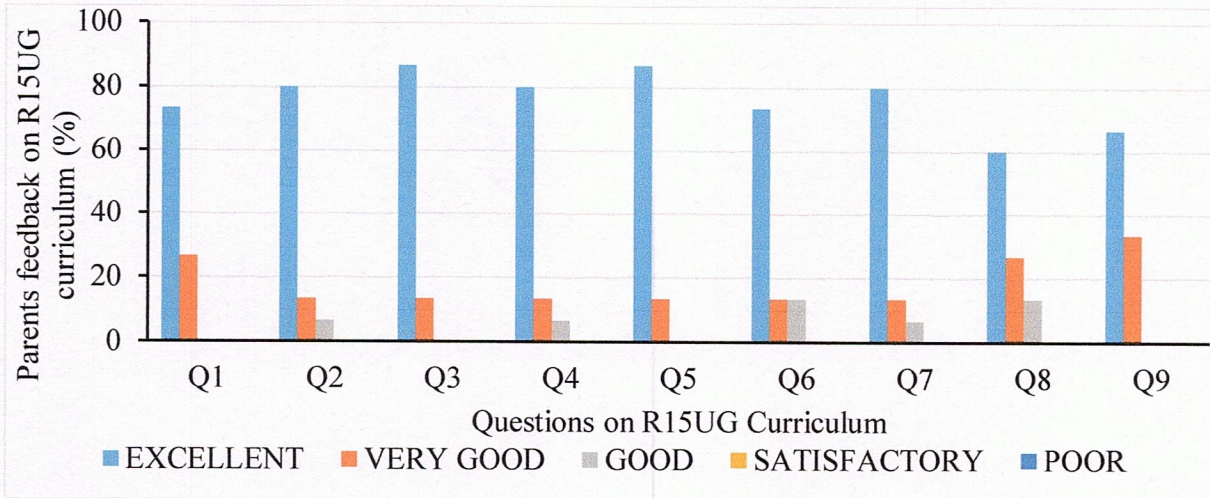
The categorization of rating is as follows: Excellent, Very good, Good, Satisfactory, and Poor

**Feedback analysis is carried based on Average Rating:** Excellent (5), Very good (4), Good (3), Satisfactory (2), and Poor (1)

**Table 1: Parents Feedback Analysis Report On R15UG Curriculum**

Q.No	PERCENTAGE WISE RESPONSE					Avg. Rating	Grade
	Excellent(5)	Very Good(4)	Good(3)	Satisfactory(2)	Poor(1)		
Q1	73.33	26.67	0.00	0.00	0.00	4.73	Excellent
Q2	80.00	13.33	6.67	0.00	0.00	4.73	Excellent
Q3	86.67	13.33	0.00	0.00	0.00	4.87	Excellent
Q4	80.00	13.33	6.67	0.00	0.00	4.73	Excellent
Q5	86.67	13.33	0.00	0.00	0.00	4.87	Excellent
Q6	73.33	13.33	13.33	0.00	0.00	4.60	Excellent
Q7	80.00	13.33	6.67	0.00	0.00	4.73	Excellent
Q8	60.00	26.67	13.33	0.00	0.00	4.47	Excellent
Q9	66.67	33.33	0.00	0.00	0.00	4.67	Excellent

Average Rating	Grade
$\geq 4$	Excellent
$4 < \text{Avg. Rating} \geq 3$	Very good
$3 < \text{Avg. rating} \geq 2$	Good



**Feedback Analysis of Parents on R15UG Curriculum for the AY 2019– 20**

*[Handwritten Signature]*

**Professor & head  
Department of Mechanical Engineering  
K.S.R.M. College of Engineering  
KADAPA - 516 003.**

*[Handwritten Signature]*  
**IQAC**

**Co-ordinator  
Internal Quality Assurance Cell (IQAC)  
KSRM College of Engineering  
Kadapa - 516 003**

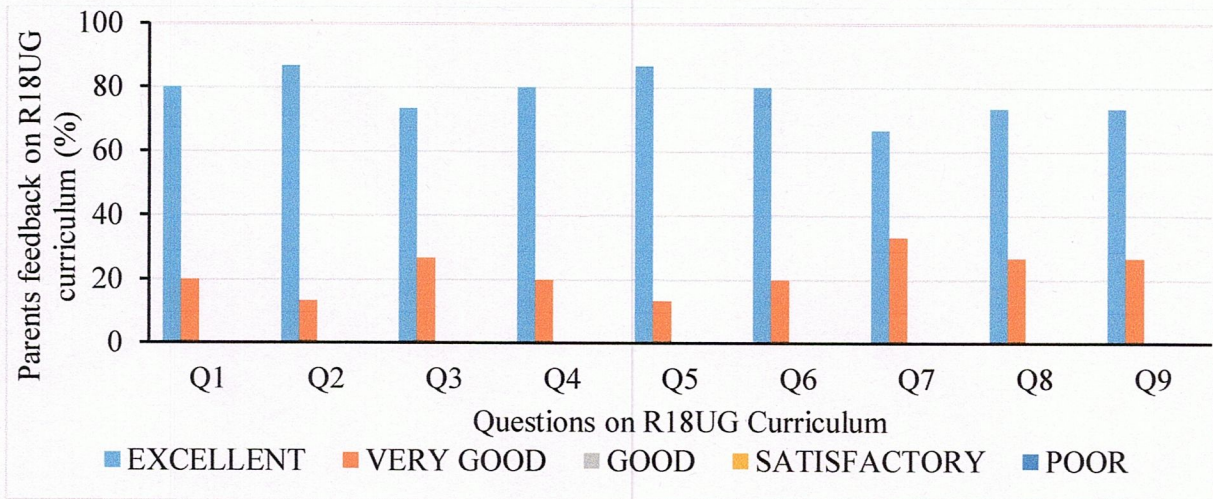
*[Handwritten Signature]*  
**PRINCIPAL**

**PRINCIPAL  
K.S.R.M. COLLEGE OF ENGINEERING  
KADAPA-516005 (A.P)**

**Table 2: Parents Feedback Analysis Report On R18UG Curriculum**

Q.No	PERCENTAGE WISE RESPONSE					Avg. Rating	Grade
	Excellent(5)	Very Good(4)	Good(3)	Satisfactory(2)	Poor(1)		
Q1	80.00	20.00	0.00	0.00	0.00	4.80	Excellent
Q2	86.67	13.33	0.00	0.00	0.00	4.87	Excellent
Q3	73.33	26.67	0.00	0.00	0.00	4.73	Excellent
Q4	80.00	20.00	0.00	0.00	0.00	4.80	Excellent
Q5	86.67	13.33	0.00	0.00	0.00	4.87	Excellent
Q6	80.00	20.00	0.00	0.00	0.00	4.80	Excellent
Q7	66.67	33.33	0.00	0.00	0.00	4.67	Excellent
Q8	73.33	26.67	0.00	0.00	0.00	4.73	Excellent
Q9	73.33	26.67	0.00	0.00	0.00	4.73	Excellent

Average Rating	Grade
$\geq 4$	Excellent
$4 < \text{Avg. Rating} \geq 3$	Very good
$3 < \text{Avg. rating} \geq 2$	Good



**Feedback Analysis of Parents on R18UG Curriculum for the AY 2019– 20**

*[Signature]*  
**Professor & Head**  
 Department of Mechanical Engineering  
 K.S.R.M. College of Engineering  
 KADAPA - 516 003.

*[Signature]*  
**IQAC**

*[Signature]*  
**PRINCIPAL**

**Co-ordinator**  
 Internal Quality Assurance Cell (IQAC)  
 KSRM College of Engineering  
 Kadapa - 516 003

**PRINCIPAL**  
 K.S.R.M. COLLEGE OF ENGINEERING  
 KADAPA-516005 (A.P)

## DEPARTMENT OF MECHANICAL ENGINEERING

### Feedback Analysis of Alumni on Curriculum for the AY 2019– 20

#### Feedback is collected from Alumni on the following parameters

- Q1. Depth of the course content
- Q2. Extent of Coverage of Course
- Q3. Applicability or relevance to real life situations
- Q4. Learning values (in terms of knowledge, concepts, manual skills, analytical abilities, and broadening perspectives)
- Q5. Whether the knowledge is sufficient to face the competitive world
- Q6. Whether the syllabus gives practical exposers
- Q7. Whether it serves current industry needs
- Q8. Overall Rating

The categorization of rating is as follows: Excellent, Very good, Good, Satisfactory, and Poor

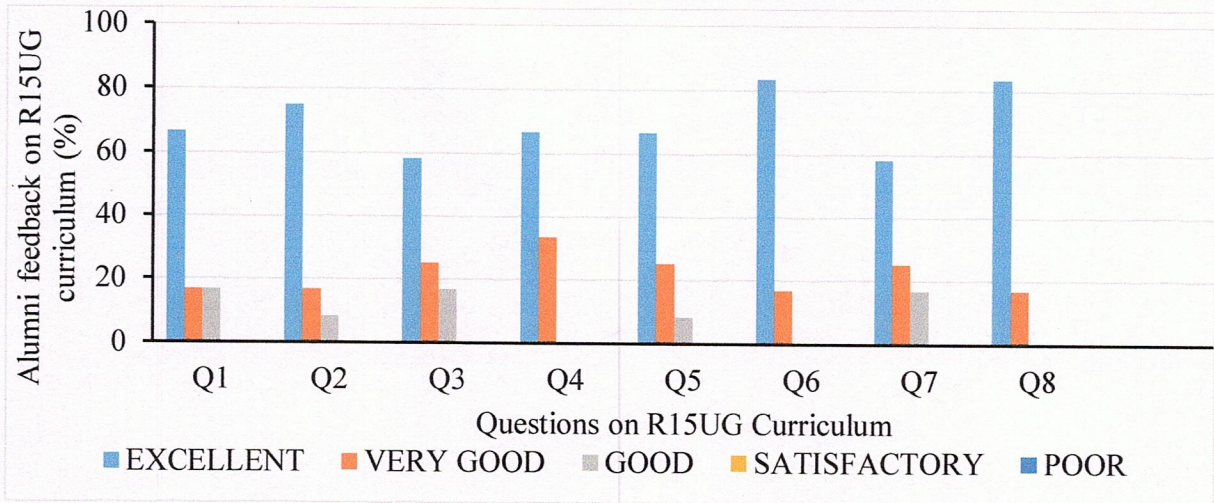
**Feedback analysis is carried based on Average Rating:** Excellent (5), Very good (4), Good (3), Satisfactory (2), and Poor (1)

**Table 1: Alumni Feedback Analysis Report On R15UG Curriculum**

Q.No	PERCENTAGE WISE RESPONSE					Avg. Rating	Grade
	Excellent(5)	Very Good(4)	Good(3)	Satisfactory(2)	Poor(1)		
Q1	66.67	16.67	16.67	0.00	0.00	4.50	Excellent
Q2	75.00	16.67	8.33	0.00	0.00	4.67	Excellent
Q3	58.33	25.00	16.67	0.00	0.00	4.42	Excellent
Q4	66.67	33.33	0.00	0.00	0.00	4.67	Excellent
Q5	66.67	25.00	8.33	0.00	0.00	4.58	Excellent
Q6	83.33	16.67	0.00	0.00	0.00	4.83	Excellent
Q7	58.33	25.00	16.67	0.00	0.00	4.42	Excellent
Q8	83.33	16.67	0.00	0.00	0.00	4.83	Excellent

Average Rating	Grade
$\geq 4$	Excellent
$4 < \text{Avg. Rating} \geq 3$	Very good
$3 < \text{Avg. rating} \geq 2$	Good





**Feedback Analysis of Alumni on R15UG Curriculum for the AY 2019– 20**

*[Signature]*  
**IQAC**

Co-ordinator  
 Internal Quality Assurance Cell (IQAC)  
 KSRM College of Engineering  
 Kadapa - 516 003

*[Signature]*  
 Professor & head  
 Department of Mechanical Engineering  
 K.S.R.M. College of Engineering  
 KADAPA - 516 003

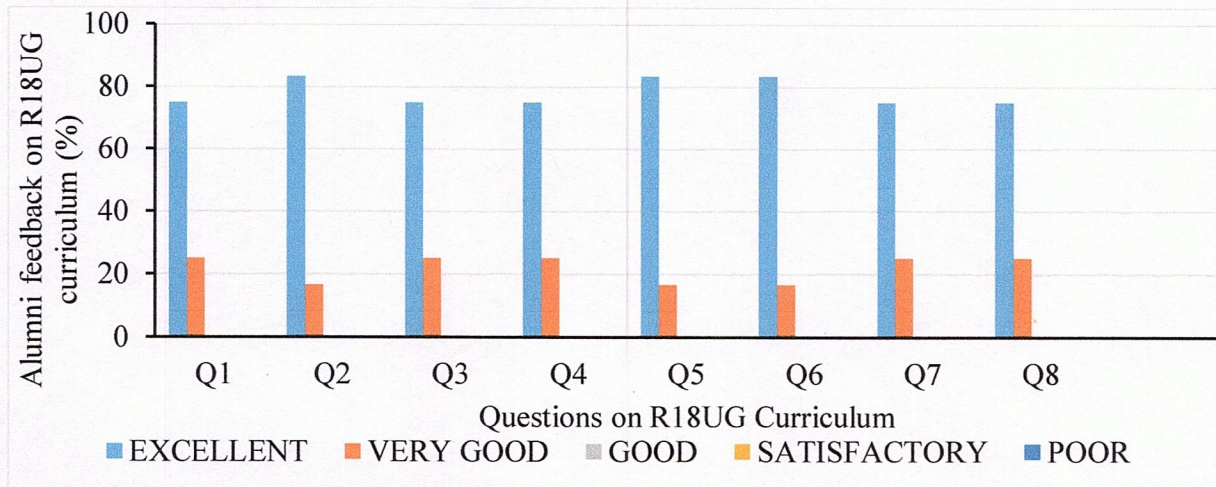
*[Signature]*  
**PRINCIPAL**

PRINCIPAL  
 K.S.R.M. COLLEGE OF ENGINEERING  
 KADAPA-516005 (A.P)

**Table 2: Alumni Feedback Analysis Report On R18UG Curriculum**

Q.No	PERCENTAGE WISE RESPONSE					Avg. Rating	Grade
	Excellent(5)	Very Good(4)	Good(3)	Satisfactory(2)	Poor(1)		
Q1	75.00	25.00	0.00	0.00	0.00	4.75	Excellent
Q2	83.33	16.67	0.00	0.00	0.00	4.83	Excellent
Q3	75.00	25.00	0.00	0.00	0.00	4.75	Excellent
Q4	75.00	25.00	0.00	0.00	0.00	4.75	Excellent
Q5	83.33	16.67	0.00	0.00	0.00	4.83	Excellent
Q6	83.33	16.67	0.00	0.00	0.00	4.83	Excellent
Q7	75.00	25.00	0.00	0.00	0.00	4.75	Excellent
Q8	75.00	25.00	0.00	0.00	0.00	4.75	Excellent

Average Rating	Grade
$\geq 4$	Excellent
$4 < \text{Avg. Rating} \leq 3$	Very good
$3 < \text{Avg. Rating} \leq 2$	Good



**Feedback Analysis of Alumni on R18UG Curriculum for the AY 2019– 20**

*[Signature]*  
IQAC

*[Signature]*  
Professor & Head  
Department of Mechanical Engineering  
K.S.R.M. College of Engineering  
KADAPA - 516 003.

*[Signature]*  
PRINCIPAL

Co-ordinator  
Internal Quality Assurance Cell (IQAC)  
K.S.R.M. College of Engineering  
Kadapa - 516 003

PRINCIPAL  
K.S.R.M. COLLEGE OF ENGINEERING  
KADAPA-516005 (A.P)

## DEPARTMENT OF MECHANICAL ENGINEERING

### Feedback Analysis of Employer on Curriculum for the AY 2019– 20

#### Feedback is collected from Employer on the following parameters

- Q1. Basics of Computer Science
- Q2. Fundamentals of Mathematics and Science of the Students
- Q3. Algorithm Design Techniques
- Q4. Knowledge on Recent Tools and their Usage
- Q5. Practical Skills
- Q6. Scope for New Ideas / innovations
- Q7. Suitable for new technologies
- Q8. Serving the Industry needs
- Q9. Overall Rating

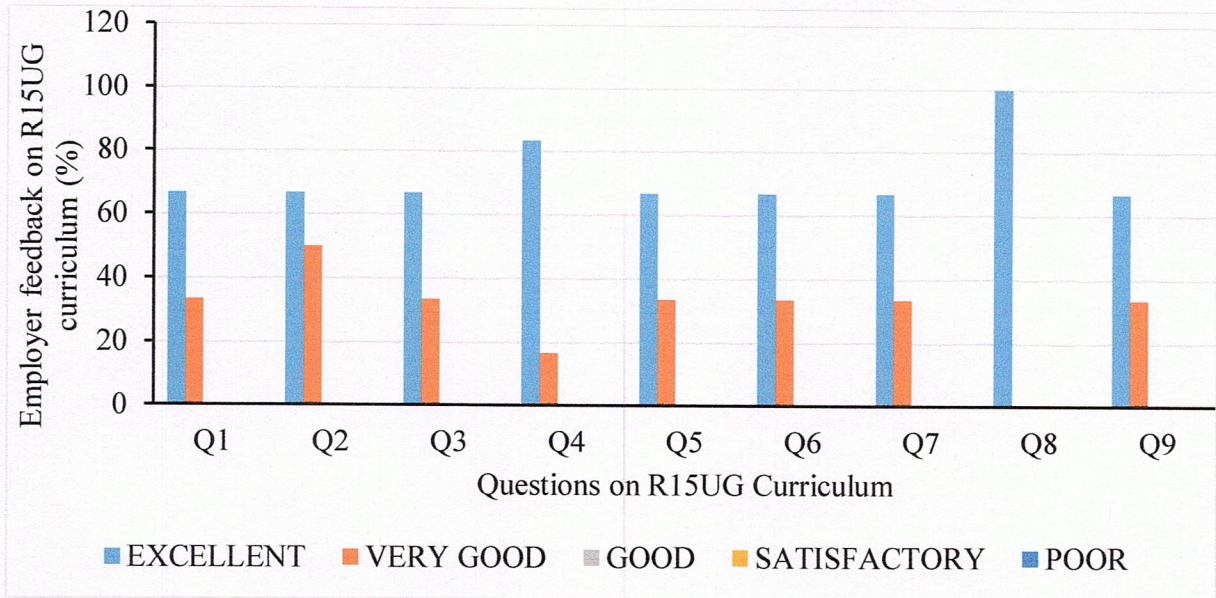
The categorization of rating is as follows: Excellent, Very good, Good, Satisfactory, and Poor

**Feedback analysis is carried based on Average Rating:** Excellent (5), Very good (4), Good (3), Satisfactory (2), and Poor (1)

**Table 1: Employer Feedback Analysis Report On R15UG Curriculum**

Q.No	PERCENTAGE WISE RESPONSE					Avg. Rating	Grade
	Excellent(5)	Very Good(4)	Good(3)	Satisfactory(2)	Poor(1)		
Q1	66.67	33.33	0.00	0.00	0.00	4.67	Excellent
Q2	66.67	33.33	0.00	0.00	0.00	4.67	Excellent
Q3	66.67	33.33	0.00	0.00	0.00	4.67	Excellent
Q4	83.33	16.67	0.00	0.00	0.00	4.83	Excellent
Q5	66.67	33.33	0.00	0.00	0.00	4.67	Excellent
Q6	66.67	33.33	0.00	0.00	0.00	4.67	Excellent
Q7	66.67	33.33	0.00	0.00	0.00	4.67	Excellent
Q8	100.00	0.00	0.00	0.00	0.00	5.00	Excellent
Q9	66.67	33.33	0.00	0.00	0.00	4.67	Excellent

Average Rating	Grade
$\geq 4$	Excellent
$4 < \text{Avg. Rating} \leq 3$	Very good
$3 < \text{Avg. Rating} \leq 2$	Good



**Feedback Analysis of Employer on R15UG Curriculum for AY 2019– 20**

*[Signature]*  
**IQAC**

**Co-ordinator**  
**Internal Quality Assurance Cell (IQAC)**  
**KSRM College of Engineering**  
**Kadapa - 516 003**

*[Signature]*  
**Professor & Head**  
**Department of Mechanical Engineering**  
**K.S.R.M. College of Engineering**  
**KADAPA - 516 003.**

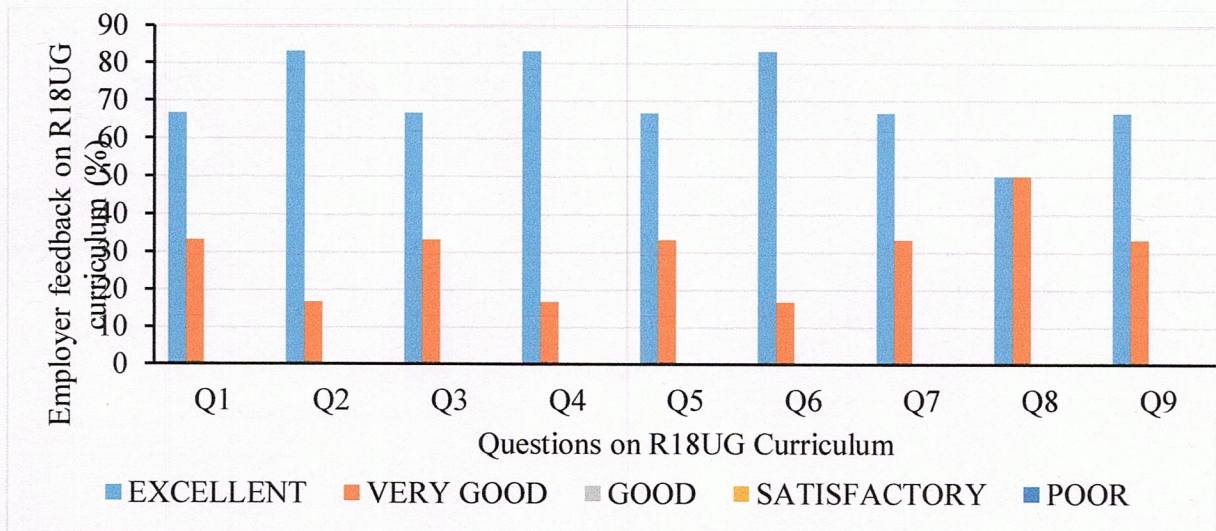
*V. S. S. Mm 15*  
**PRINCIPAL**

**PRINCIPAL**  
**K.S.R.M. COLLEGE OF ENGINEERING**  
**KADAPA-516005 (A.P)**

**Table 2: Employer Feedback Analysis Report On R18UG Curriculum**

Q.No	PERCENTAGE WISE RESPONSE					Avg. Rating	Grade
	Excellent(5)	Very Good(4)	Good(3)	Satisfactory(2)	Poor(1)		
Q1	66.67	33.33	0.00	0.00	0.00	4.67	Excellent
Q2	83.33	16.67	0.00	0.00	0.00	4.83	Excellent
Q3	66.67	33.33	0.00	0.00	0.00	4.67	Excellent
Q4	83.33	16.67	0.00	0.00	0.00	4.83	Excellent
Q5	66.67	33.33	0.00	0.00	0.00	4.67	Excellent
Q6	83.33	16.67	0.00	0.00	0.00	4.83	Excellent
Q7	66.67	33.33	0.00	0.00	0.00	4.67	Excellent
Q8	50.00	50.00	0.00	0.00	0.00	4.50	Excellent
Q9	66.67	33.33	0.00	0.00	0.00	4.67	Excellent

Average Rating	Grade
$\geq 4$	Excellent
$4 < \text{Avg. Rating} \leq 3$	Very good
$3 < \text{Avg. Rating} \leq 2$	Good



**Feedback Analysis of Employer on R18UG Curriculum for AY 2019– 20**

*[Signature]*  
**Professor & Head**  
 Department of Mechanical Engineering  
 K.S.R.M. College of Engineering  
 KADAPA - 516 003.

*[Signature]*  
**IQAC**

**Co-ordinator**  
 Internal Quality Assurance Cell (IQAC)  
 KSRM College of Engineering  
 Kadapa - 516 003

*[Signature]*  
**PRINCIPAL**

**PRINCIPAL**  
 K.S.R.M. COLLEGE OF ENGINEERING  
 KADAPA-516005 (A.P)

## DEPARTMENT OF MECHANICAL ENGINEERING

### Feedback Analysis of Faculty on Curriculum for the AY 2019– 20

#### Feedback is collected from Faculty on the following parameters

- Q1. Depth of the course content
- Q2. Extent of Coverage of Course
- Q3. Applicability or relevance to real life situations
- Q4. Learning values (in terms of knowledge, concepts, manual skills, analytical abilities, and broadening perspectives)
- Q5. Clarity and relevance of textual reading material
- Q6. Relevance of additional source material (library)
- Q7. Extent of effort required by students
- Q8. Overall Rating

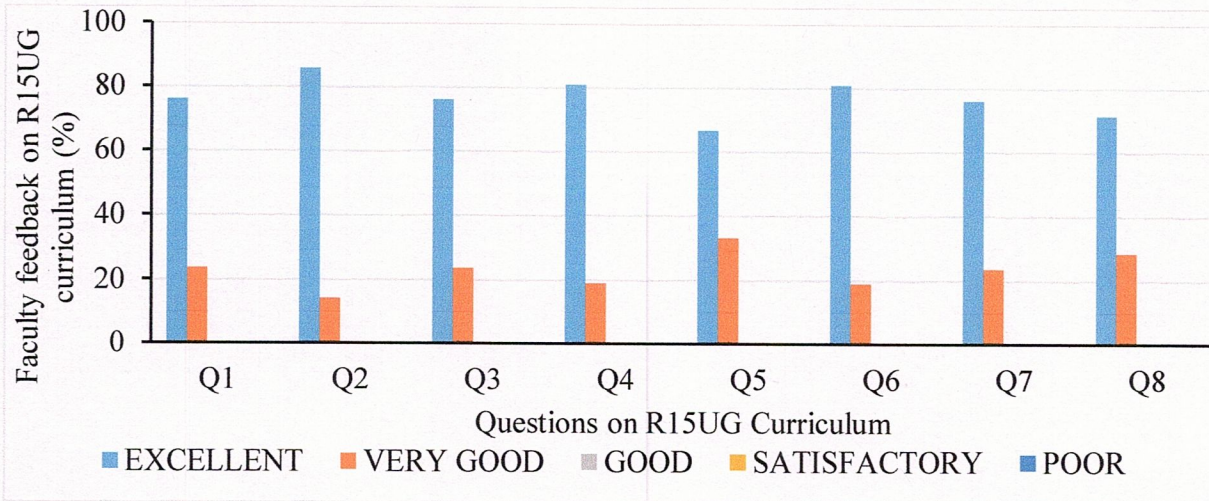
The categorization of rating is as follows: Excellent, Very good, Good, Satisfactory, and Poor

**Feedback analysis is carried based on Average Rating:** Excellent (5), Very good (4), Good (3), Satisfactory (2), and Poor (1)

**Table 1: Faculty Feedback Analysis Report On R15UG Curriculum**

Q.No	PERCENTAGE WISE RESPONSE					Avg. Rating	Grade
	Excellent(5)	Very Good(4)	Good(3)	Satisfactory(2)	Poor(1)		
Q1	76.19	23.81	0.00	0.00	0.00	4.76	Excellent
Q2	85.71	14.29	0.00	0.00	0.00	4.86	Excellent
Q3	76.19	23.81	0.00	0.00	0.00	4.76	Excellent
Q4	80.95	19.05	0.00	0.00	0.00	4.81	Excellent
Q5	66.67	33.33	0.00	0.00	0.00	4.67	Excellent
Q6	80.95	19.05	0.00	0.00	0.00	4.81	Excellent
Q7	76.19	23.81	0.00	0.00	0.00	4.76	Excellent
Q8	71.43	28.57	0.00	0.00	0.00	4.71	Excellent

Average Rating	Grade
$\geq 4$	Excellent
$4 < \text{Avg. Rating} \geq 3$	Very good
$3 < \text{Avg. rating} \geq 2$	Good



**Feedback Analysis of Faculty on R15UG Curriculum for the AY 2019– 20**

**Professor & Head  
Department of Mechanical Engineering  
K.S.R.M. College of Engineering  
KADAPA - 516 003.**

**IQAC**

**Co-ordinator  
Internal Quality Assurance Cell (IQAC)  
KSRM College of Engineering  
Kadapa - 516 003**

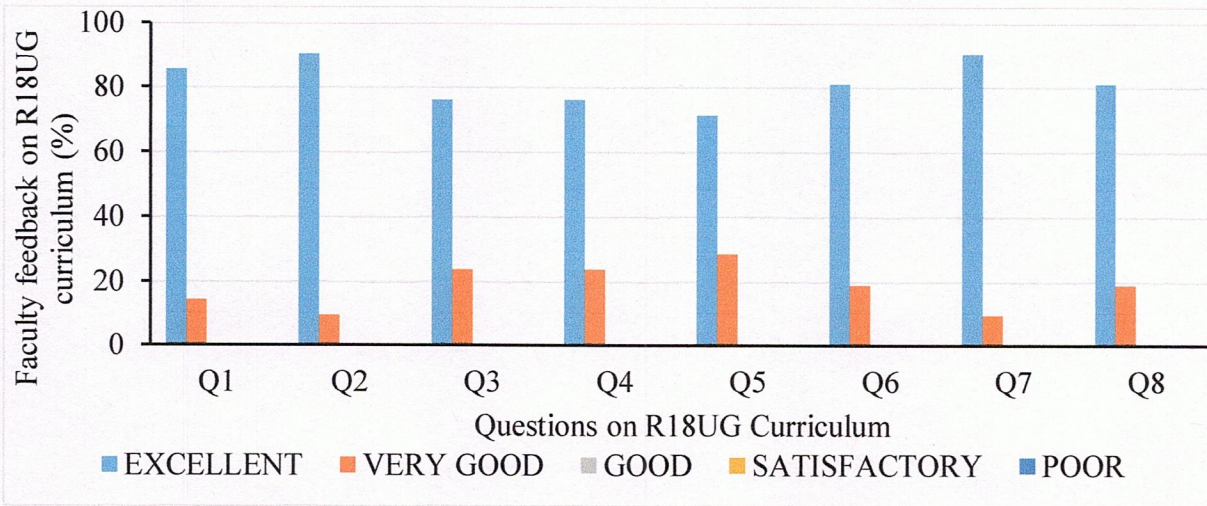
**PRINCIPAL**

**PRINCIPAL  
K.S.R.M. COLLEGE OF ENGINEERING  
KADAPA-516005 (A.P)**

**Table 2: Faculty Feedback Analysis Report On R18UG Curriculum**

Q.No	PERCENTAGE WISE RESPONSE					Avg. Rating	Grade
	Excellent(5)	Very Good(4)	Good(3)	Satisfactory(2)	Poor(1)		
Q1	85.71	14.29	0.00	0.00	0.00	4.86	Excellent
Q2	90.48	9.52	0.00	0.00	0.00	4.90	Excellent
Q3	76.19	23.81	0.00	0.00	0.00	4.76	Excellent
Q4	76.19	23.81	0.00	0.00	0.00	4.76	Excellent
Q5	71.43	28.57	0.00	0.00	0.00	4.71	Excellent
Q6	80.95	19.05	0.00	0.00	0.00	4.81	Excellent
Q7	90.48	9.52	0.00	0.00	0.00	4.90	Excellent
Q8	80.95	19.05	0.00	0.00	0.00	4.81	Excellent

Average Rating	Grade
$\geq 4$	Excellent
$4 < \text{Avg. Rating} \geq 3$	Very good
$3 < \text{Avg. rating} \geq 2$	Good



**Feedback Analysis of Faculty on R18UG Curriculum for the AY 2019– 20**

*[Signature]*  
**Professor & Head**  
 Department of Mechanical Engineering  
 K.S.R.M. College of Engineering  
 KADAPA - 516 003.

*[Signature]*

**IQAC**

**Co-ordinator**  
 Internal Quality Assurance Cell (IQAC)  
 KSRM College of Engineering  
 Kadapa - 516 003

*[Signature]*  
**PRINCIPAL**

**PRINCIPAL**  
 K.S.R.M. COLLEGE OF ENGINEERING  
 KADAPA-516005 (A.P)





# **K.S.R.M. COLLEGE OF ENGINEERING**

**(UGC-AUTONOMOUS)**

Kadapa, Andhra Pradesh, India- 516 003

Approved by AICTE, New Delhi & Affiliated to JNTUA,  
Ananthapuramu

An ISO 14001:2004 & 9001: 2015 Certified Institution

---

## **DEPARTMENT OF ELECTRONICS AND COMMUNICATION ENGINEERING**

### **Stakeholders Feedback Analysis on Curriculum for the AY 2019-20**

The Department Of Electronics And Communication Engineering collects feedback from the stakeholders to monitor and evaluate the quality of curriculum and curriculum related issues. The feedback forms were collected from students, parents, Alumni, Employer and faculty on several aspects of curriculum and its learning related issues in terms of quality, competence, skills and professionalism. The report of feedback analysis is submitted to IQAC for necessary action and thereafter the analysis is shared with BoS Committee to take necessary measures and actions as to comply with the issues raised by the Stakeholders in New Curriculum.

**DEPARTMENT OF ELECTRONICS AND COMMUNICATION ENGINEERING**  
**DETAILED FEEDBACK ANALYSIS REPORT**

**Feedback Analysis of Students on Curriculum for the AY 2019– 20**

**Feedback is collected from students on the following parameters**

- Q1. Depth of the course content
- Q2. Extent of Coverage of Course
- Q3. Applicability or relevance to real life situations
- Q4. Learning values (in terms of knowledge, concepts, manual skills, analytical abilities, and broadening perspectives)
- Q5. Clarity and relevance of textual reading material
- Q6. Relevance of additional source material (library)
- Q7. Extent of effort required by students
- Q8. Overall Rating

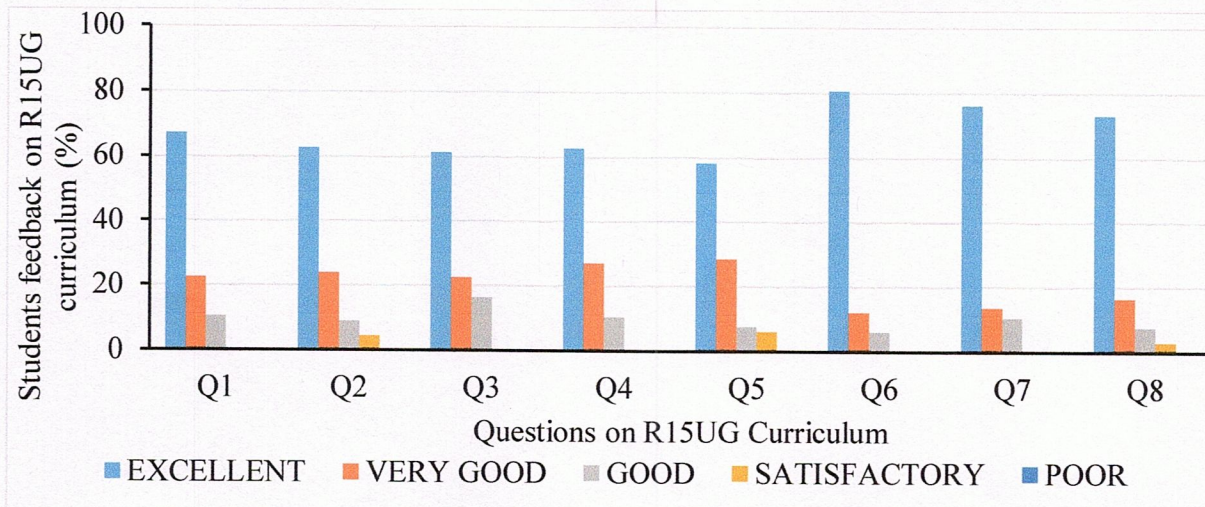
The categorization of rating is as follows: Excellent, Very good, Good, Satisfactory, and Poor

**Feedback analysis is carried based on Average Rating:** Excellent (5), Very good (4), Good (3), Satisfactory (2), and Poor (1)

**Table 1: Student Feedback Analysis Report On R15UG Curriculum**

Q.No	PERCENTAGE WISE RESPONSE					Avg. Rating	Grade
	Excellent(5)	Very Good(4)	Good(3)	Satisfactory(2)	Poor(1)		
Q1	67.16	22.39	10.45	0.00	0.00	4.57	Excellent
Q2	62.69	23.88	8.96	4.48	0.00	4.45	Excellent
Q3	61.19	22.39	16.42	0.00	0.00	4.45	Excellent
Q4	62.69	26.87	10.45	0.00	0.00	4.52	Excellent
Q5	58.21	28.36	7.46	5.97	0.00	4.39	Excellent
Q6	80.60	11.94	5.97	0.00	0.00	4.69	Excellent
Q7	76.12	13.43	10.45	0.00	0.00	4.66	Excellent
Q8	73.13	16.42	7.46	2.99	0.00	4.60	Excellent

Average Rating	Grade
$\geq 4$	Excellent
$4 < \text{Avg. Rating} \leq 3$	Very good
$3 < \text{Avg. rating} \leq 2$	Good



**Feedback Analysis of Students on R15UG Curriculum for the AY 2019– 20**

*G. H. M.*  
 Professor & H.O.D.  
 Department of E.C.E.  
 K.S.R.M. College of Engineering  
 KADAPA - 516 003

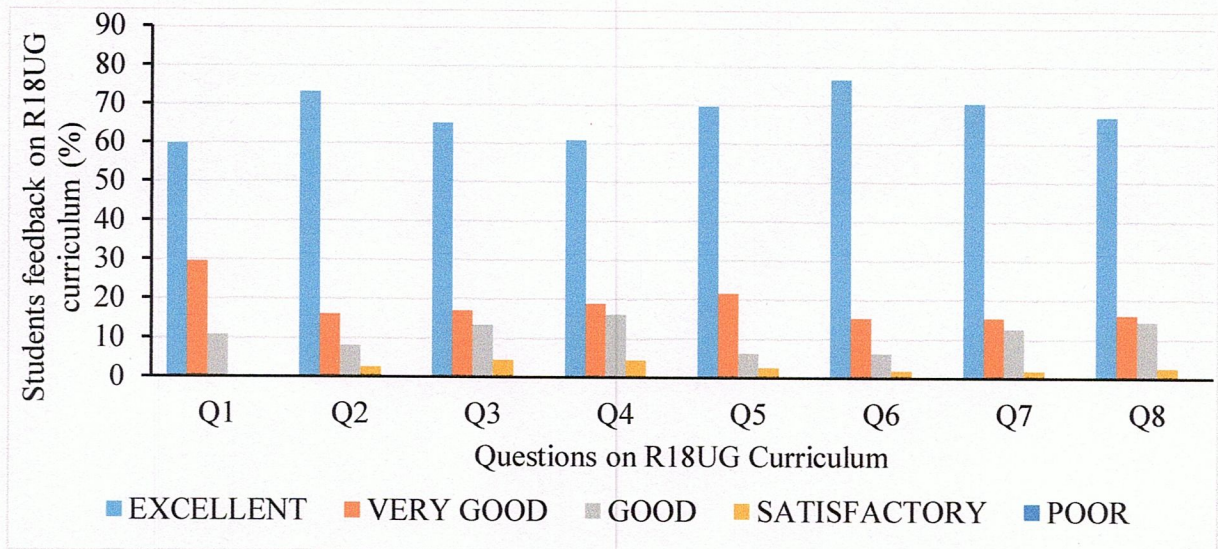
*Q. S.*  
**IQAC**  
 Co-ordinator  
 Internal Quality Assurance Cell (IQAC)  
 KSRM College of Engineering  
 Kadapa - 516 003

*V. S. S. M. M. H.*  
**PRINCIPAL**  
**PRINCIPAL**  
**K.S.R.M. COLLEGE OF ENGINEERING**  
**KADAPA-516005 (A.P)**

**Table 2: Student Feedback Analysis Report On R18UG Curriculum**

Q.No	PERCENTAGE WISE RESPONSE					Avg. Rating	Grade
	Excellent(5)	Very Good(4)	Good(3)	Satisfactory(2)	Poor(1)		
Q1	59.82	29.46	10.71	0.00	0.00	4.49	
Q2	73.21	16.07	8.04	2.68	0.00	4.60	Excellent
Q3	65.18	16.96	13.39	4.46	0.00	4.43	Excellent
Q4	60.71	18.75	16.07	4.46	0.00	4.36	Excellent
Q5	69.64	21.43	6.25	2.68	0.00	4.58	Excellent
Q6	76.79	15.18	6.25	1.79	0.00	4.67	Excellent
Q7	70.54	15.18	12.50	1.79	0.00	4.54	Excellent
Q8	66.96	16.07	14.29	2.68	0.00	4.47	Excellent

Average Rating	Grade
$\geq 4$	Excellent
$4 < \text{Avg. Rating} \geq 3$	Very good
$3 < \text{Avg. rating} \geq 2$	Good



**Feedback Analysis of Students on R18UG Curriculum for the AY 2019– 20**

*G. H. M.*  
 Professor & H.O.D.  
 Department of E.C.E.  
 K.S.R.M. College of Engineering  
 KADAPA - 516 003

*A. S. S.*

**IQAC**

Co-ordinator

Internal Quality Assurance Cell (IQAC)  
 K.S.R.M. College of Engineering  
 Kadapa - 516 003

*U. S. S. M. M. K.*

**PRINCIPAL**

**PRINCIPAL**  
 K.S.R.M. COLLEGE OF ENGINEERING  
 KADAPA-516005 (A.P)

## DEPARTMENT OF ELECTRONICS AND COMMUNICATION ENGINEERING

### Feedback Analysis of Parents on Curriculum for the AY 2019– 20

#### Feedback is collected from Parents on the following parameters

- Q1. Content and coverage of curriculum studied
- Q2. Adequacy of the core courses
- Q3. Ordering of the courses in the curriculum
- Q4. Adequacy of the elective courses
- Q5. Practical content in the curriculum
- Q6. Ability to cope with the current job challenges
- Q7. Ability to adopt new technologies
- Q8. Ability to handle projects/assignments as individual
- Q9. Ability to work in a team

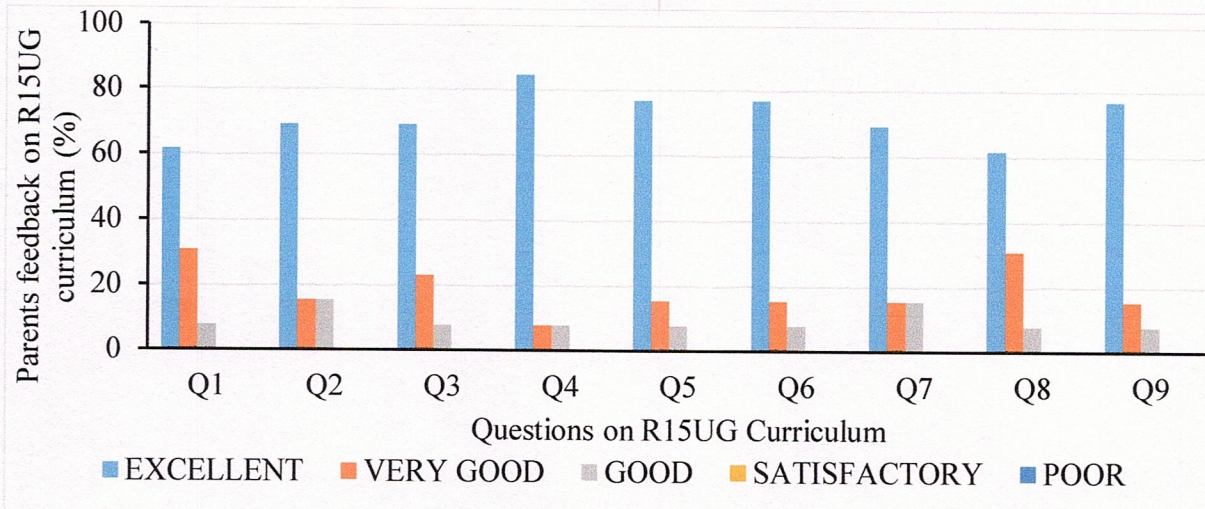
The categorization of rating is as follows: Excellent, Very good, Good, Satisfactory, and Poor

**Feedback analysis is carried based on Average Rating:** Excellent (5), Very good (4), Good (3), Satisfactory (2), and Poor (1)

**Table 1: Parents Feedback Analysis Report On R15UG Curriculum**

Q.No	PERCENTAGE WISE RESPONSE					Avg. Rating	Grade
	Excellent(5)	Very Good(4)	Good(3)	Satisfactory(2)	Poor(1)		
Q1	61.54	30.77	7.69	0.00	0.00	4.54	Excellent
Q2	69.23	15.38	15.38	0.00	0.00	4.54	Excellent
Q3	69.23	23.08	7.69	0.00	0.00	4.62	Excellent
Q4	84.62	7.69	7.69	0.00	0.00	4.77	Excellent
Q5	76.92	15.38	7.69	0.00	0.00	4.69	Excellent
Q6	76.92	15.38	7.69	0.00	0.00	4.69	Excellent
Q7	69.23	15.38	15.38	0.00	0.00	4.54	Excellent
Q8	61.54	30.77	7.69	0.00	0.00	4.54	Excellent
Q9	76.92	15.38	7.69	0.00	0.00	4.69	Excellent

Average Rating	Grade
$\geq 4$	Excellent
$4 < \text{Avg. Rating} \geq 3$	Very good
$3 < \text{Avg. rating} \geq 2$	Good



**Feedback Analysis of Parents on R15UG Curriculum for the AY 2019- 20**

*G. H. H.*  
**Professor & H.O.D.**  
**Department of E.C.E.**  
**K.S.R.M. College of Engineering**  
**KADAPA - 516 003**

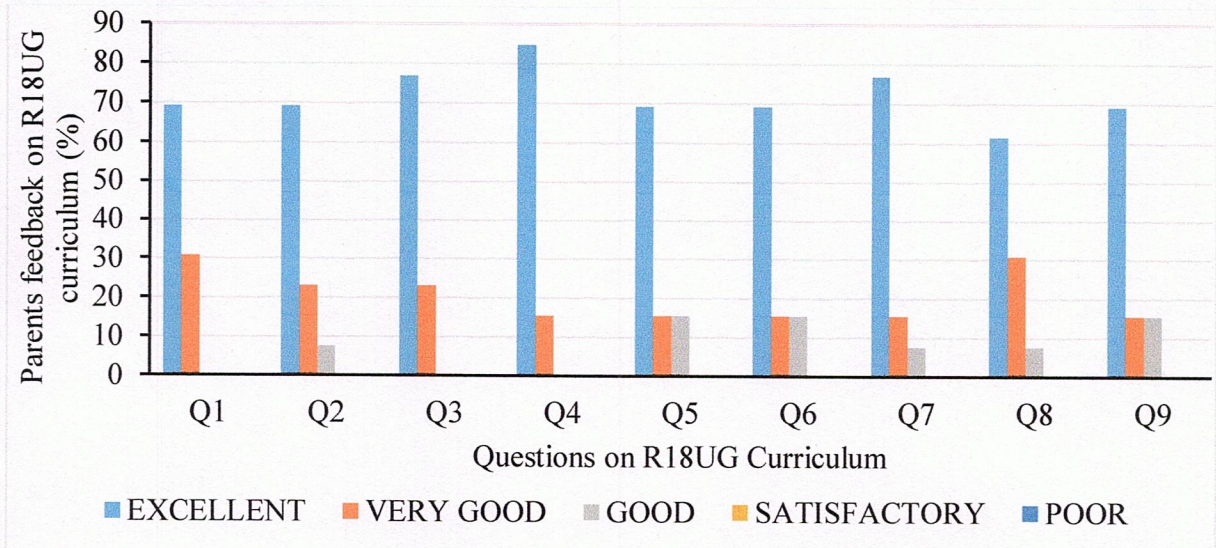
*A. S.*  
**IQAC**  
 Co-ordinator  
 Internal Quality Assurance Cell (IQAC)  
 KSRM College of Engineering  
 Kadapa - 516 003

*V. S. S. M. M. G.*  
**PRINCIPAL**  
**PRINCIPAL**  
**K.S.R.M. COLLEGE OF ENGINEERING**  
**KADAPA-516005 (A.P)**

**Table 2: Parents Feedback Analysis Report On R18UG Curriculum**

Q.No	PERCENTAGE WISE RESPONSE					Avg. Rating	Grade
	Excellent(5)	Very Good(4)	Good(3)	Satisfactory(2)	Poor(1)		
Q1	69.23	30.77	0.00	0.00	0.00	4.69	Excellent
Q2	69.23	23.08	7.69	0.00	0.00	4.62	Excellent
Q3	76.92	23.08	0.00	0.00	0.00	4.77	Excellent
Q4	84.62	15.38	0.00	0.00	0.00	4.85	Excellent
Q5	69.23	15.38	15.38	0.00	0.00	4.54	Excellent
Q6	69.23	15.38	15.38	0.00	0.00	4.54	Excellent
Q7	76.92	15.38	7.69	0.00	0.00	4.69	Excellent
Q8	61.54	30.77	7.69	0.00	0.00	4.54	Excellent
Q9	69.23	15.38	15.38	0.00	0.00	4.54	Excellent

Average Rating	Grade
$\geq 4$	Excellent
$4 < \text{Avg. Rating} \geq 3$	Very good
$3 < \text{Avg. rating} \geq 2$	Good



**Feedback Analysis of Parents on R18UG Curriculum for the AY 2019– 20**

*G. H. H.*  
**Professor & H.O.D.**  
**Department of E.C.E.**  
**K.S.R.M. College of Engineering**  
**KADAPA - 516 003**

*V. S. S. M. M. 19*  
**PRINCIPAL**

**PRINCIPAL**  
**K.S.R.M. COLLEGE OF ENGINEERING**  
**KADAPA-516005 (A.P)**

*IQAC*  
**IQAC**  
**Co-ordinator**  
**Internal Quality Assurance Cell (IQAC)**  
**KSRM College of Engineering**  
**Kadapa - 516 003**

## DEPARTMENT OF ELECTRONICS AND COMMUNICATION ENGINEERING

### Feedback Analysis of Alumni on Curriculum for the AY 2019– 20

#### Feedback is collected from Alumni on the following parameters

- Q1. Depth of the course content
- Q2. Extent of Coverage of Course
- Q3. Applicability or relevance to real life situations
- Q4. Learning values (in terms of knowledge, concepts, manual skills, analytical abilities, and broadening perspectives)
- Q5. Whether the knowledge is sufficient to face the competitive world
- Q6. Whether the syllabus gives practical exposers
- Q7. Whether it serves current industry needs
- Q8. Overall Rating

The categorization of rating is as follows: Excellent, Very good, Good, Satisfactory, and Poor

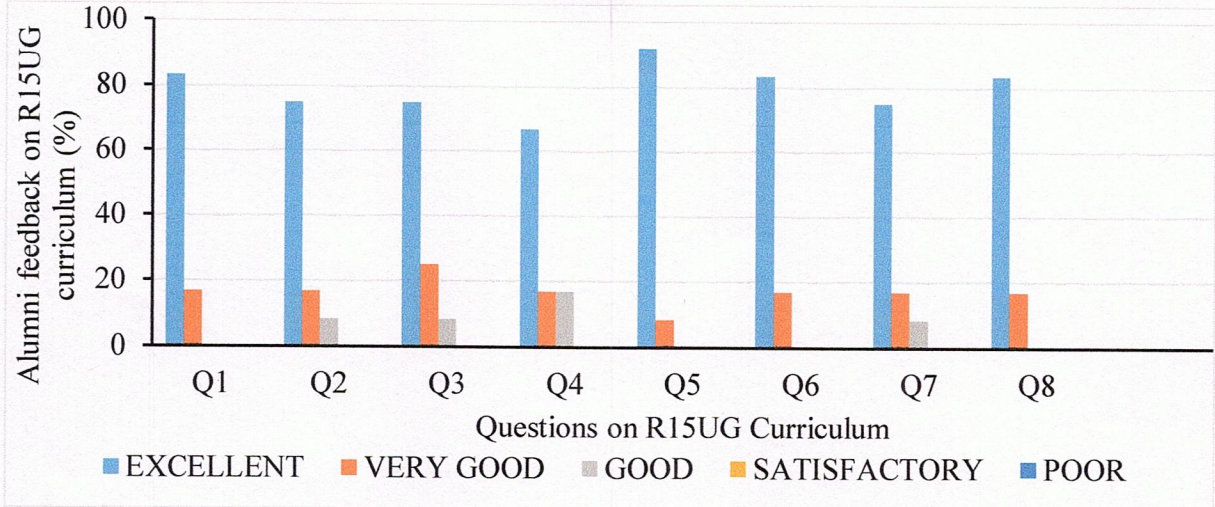
**Feedback analysis is carried based on Average Rating:** Excellent (5), Very good (4), Good (3), Satisfactory (2), and Poor (1)

**Table 1: Alumni Feedback Analysis Report On R15UG Curriculum**

Q.No	PERCENTAGE WISE RESPONSE					Avg. Rating	Grade
	Excellent(5)	Very Good(4)	Good(3)	Satisfactory(2)	Poor(1)		
Q1	83.33	16.67	0.00	0.00	0.00	4.83	Excellent
Q2	75.00	16.67	8.33	0.00	0.00	4.67	Excellent
Q3	75.00	25.00	8.33	0.00	0.00	5.00	Excellent
Q4	66.67	16.67	16.67	0.00	0.00	4.50	Excellent
Q5	91.67	8.33	0.00	0.00	0.00	4.92	Excellent
Q6	83.33	16.67	0.00	0.00	0.00	4.83	Excellent
Q7	75.00	16.67	8.33	0.00	0.00	4.67	Excellent
Q8	83.33	16.67	0.00	0.00	0.00	4.83	Excellent

Average Rating	Grade
$\geq 4$	Excellent
$4 < \text{Avg. Rating} \leq 3$	Very good
$3 < \text{Avg. rating} \leq 2$	Good





**Feedback Analysis of Alumni on R15UG Curriculum for the AY 2019– 20**

*G. H. M.*

Professor & H.O.D.  
Department of E.C.E.  
K.S.R.M. College of Engineering  
KADAPA - 516 003.

*A. J. S.*

**IQAC**

Co-ordinator

Internal Quality Assurance Cell (IQAC)  
KSRM College of Engineering  
Kadapa - 516 003

*V. S. S. Murthy*

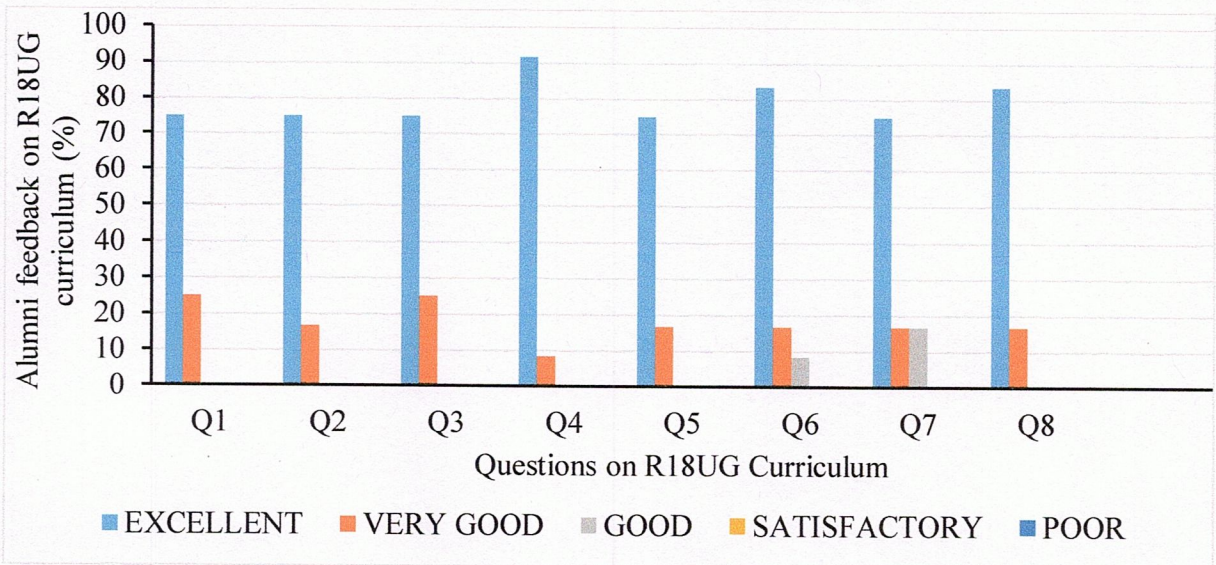
**PRINCIPAL**

PRINCIPAL  
K.S.R.M. COLLEGE OF ENGINEERING  
KADAPA-516005 (A.P)

**Table 2: Alumni Feedback Analysis Report On R18UG Curriculum**

Q.No	PERCENTAGE WISE RESPONSE					Avg. Rating	Grade
	Excellent(5)	Very Good(4)	Good(3)	Satisfactory(2)	Poor(1)		
Q1	75.00	25.00	0.00	0.00	0.00	4.75	Excellent
Q2	75.00	16.67	0.00	0.00	0.00	4.42	Excellent
Q3	75.00	25.00	0.00	0.00	0.00	4.75	Excellent
Q4	91.67	8.33	0.00	0.00	0.00	4.92	Excellent
Q5	75.00	16.67	0.00	0.00	0.00	4.42	Excellent
Q6	83.33	16.67	8.33	0.00	0.00	5.08	Excellent
Q7	75.00	16.67	16.67	0.00	0.00	4.92	Excellent
Q8	83.33	16.67	0.00	0.00	0.00	4.83	Excellent

Average Rating	Grade
$\geq 4$	Excellent
$4 < \text{Avg. Rating} \geq 3$	Very good
$3 < \text{Avg. rating} \geq 2$	Good



**Feedback Analysis of Alumni on R18UG Curriculum for the AY 2019– 20**

*G. H. h*  
**Professor & M.O.D.**  
**Department of E.C.E.**  
**K.S.R.M. College of Engineering**  
**KADAPA - 516 003**

*IQAC*  
**IQAC**

**Co-ordinator**  
**Internal Quality Assurance Cell (IQAC)**  
**K.S.R.M. College of Engineering**  
**Kadapa - 516 003**

*V. S. S. Muthy*  
**PRINCIPAL**  
**PRINCIPAL**  
**K.S.R.M. COLLEGE OF ENGINEERING**  
**KADAPA-516005 (A.P)**

## DEPARTMENT OF ELECTRONICS AND COMMUNICATION ENGINEERING

### Feedback Analysis of Employer on Curriculum for the AY 2019– 20

Feedback is collected from Employer on the following parameters

- Q1. Basics of Computer Science
- Q2. Fundamentals of Mathematics and Science of the Students
- Q3. Algorithm Design Techniques
- Q4. Knowledge on Recent Tools and their Usage
- Q5. Practical Skills
- Q6. Scope for New Ideas / innovations
- Q7. Suitable for new technologies
- Q8. Serving the Industry needs
- Q9. Overall Rating

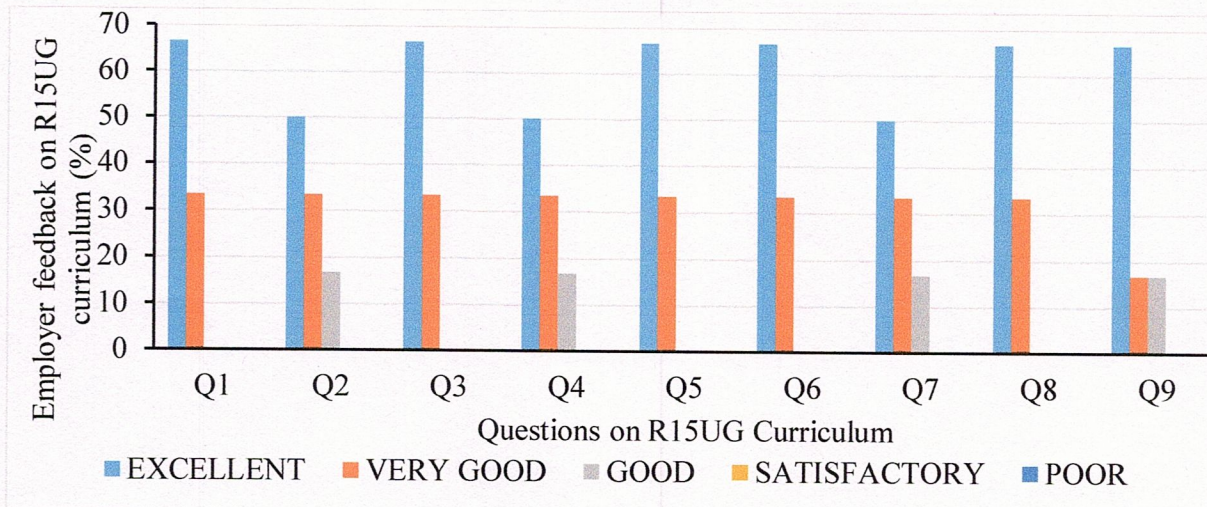
The categorization of rating is as follows: Excellent, Very good, Good, Satisfactory, and Poor

**Feedback analysis is carried based on Average Rating:** Excellent (5), Very good (4), Good (3), Satisfactory (2), and Poor (1)

**Table 1: Employer Feedback Analysis Report On R15UG Curriculum**

Q.No	PERCENTAGE WISE RESPONSE					Avg. Rating	Grade
	Excellent(5)	Very Good(4)	Good(3)	Satisfactory(2)	Poor(1)		
Q1	66.67	33.33	0.00	0.00	0.00	4.67	Excellent
Q2	50.00	33.33	16.67	0.00	0.00	4.33	Excellent
Q3	66.67	33.33	0.00	0.00	0.00	4.67	Excellent
Q4	50.00	33.33	16.67	0.00	0.00	4.33	Excellent
Q5	66.67	33.33	0.00	0.00	0.00	4.67	Excellent
Q6	66.67	33.33	0.00	0.00	0.00	4.67	Excellent
Q7	50.00	33.33	16.67	0.00	0.00	4.33	Excellent
Q8	66.67	33.33	0.00	0.00	0.00	4.67	Excellent
Q9	66.67	16.67	16.67	0.00	0.00	4.50	Excellent

Average Rating	Grade
$\geq 4$	Excellent
$4 < \text{Avg. Rating} \geq 3$	Very good
$3 < \text{Avg. rating} \geq 2$	Good



**Feedback Analysis of Employer on R15UG Curriculum for the AY 2019-20**

*G. H. H.*  
**Professor & H.O.D.**  
**Department of E.C.E.**  
**K.S.R.M. College of Engineering**  
**KADAPA - 516 003**

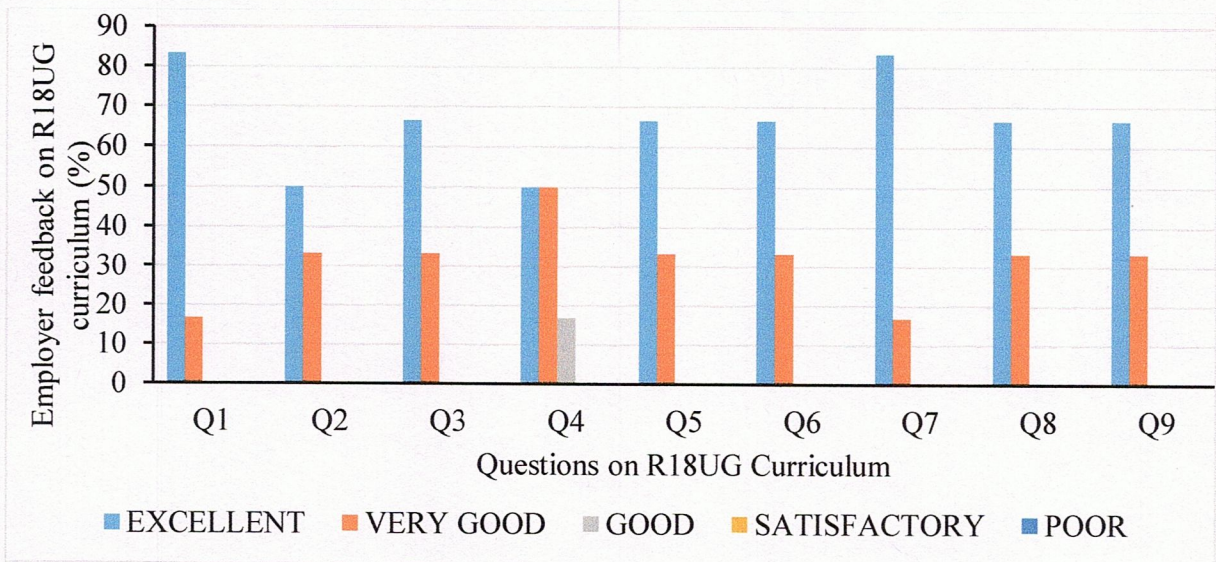
*A. S.*  
**IQAC**  
 Co-ordinator  
 Internal Quality Assurance Cell (IQAC)  
 KSRM College of Engineering  
 Kadapa - 516 003

*V. S. S. Muli*  
**PRINCIPAL**  
**PRINCIPAL**  
**K.S.R.M. COLLEGE OF ENGINEERING**  
**KADAPA-516005 (A.P)**

**Table 2: Employer Feedback Analysis Report On R18UG Curriculum**

Q.No	PERCENTAGE WISE RESPONSE					Avg. Rating	Grade
	Excellent(5)	Very Good(4)	Good(3)	Satisfactory(2)	Poor(1)		
Q1	83.33	16.67	0.00	0.00	0.00	4.83	Excellent
Q2	50.00	33.33	0.00	0.00	0.00	3.83	Very Good
Q3	66.67	33.33	0.00	0.00	0.00	4.67	Excellent
Q4	50.00	50.00	16.67	0.00	0.00	5.00	Excellent
Q5	66.67	33.33	0.00	0.00	0.00	4.67	Excellent
Q6	66.67	33.33	0.00	0.00	0.00	4.67	Excellent
Q7	83.33	16.67	0.00	0.00	0.00	4.83	Excellent
Q8	66.67	33.33	0.00	0.00	0.00	4.67	Excellent
Q9	66.67	33.33	0.00	0.00	0.00	4.67	Excellent

Average Rating	Grade
$\geq 4$	Excellent
$4 < \text{Avg. Rating} \leq 3$	Very good
$3 < \text{Avg. rating} \leq 2$	Good



**Feedback Analysis of Employer on R18UG Curriculum for the AY 2019– 20**

*G. H. H.*  
 Professor & H.O.D.  
 Department of E.C.E.  
 K.S.R.M. College of Engineering  
 KADAPA - 516 003

*V. S. S. M. M. M.*  
 PRINCIPAL  
 PRINCIPAL  
 K.S.R.M. COLLEGE OF ENGINEERING  
 KADAPA-516005 (A.P)

*[Signature]*  
 IQAC  
 Co-ordinator  
 Internal Quality Assurance Cell (IQAC)  
 KSRM College of Engineering  
 Kadapa - 516 003

## DEPARTMENT OF ELECTRONICS AND COMMUNICATION ENGINEERING

### Feedback Analysis of Faculty on Curriculum for the AY 2019– 20

#### Feedback is collected from Faculty on the following parameters

- Q1. Depth of the course content
- Q2. Extent of Coverage of Course
- Q3. Applicability or relevance to real life situations
- Q4. Learning values (in terms of knowledge, concepts, manual skills, analytical abilities, and broadening perspectives)
- Q5. Clarity and relevance of textual reading material
- Q6. Relevance of additional source material (library)
- Q7. Extent of effort required by students
- Q8. Overall Rating

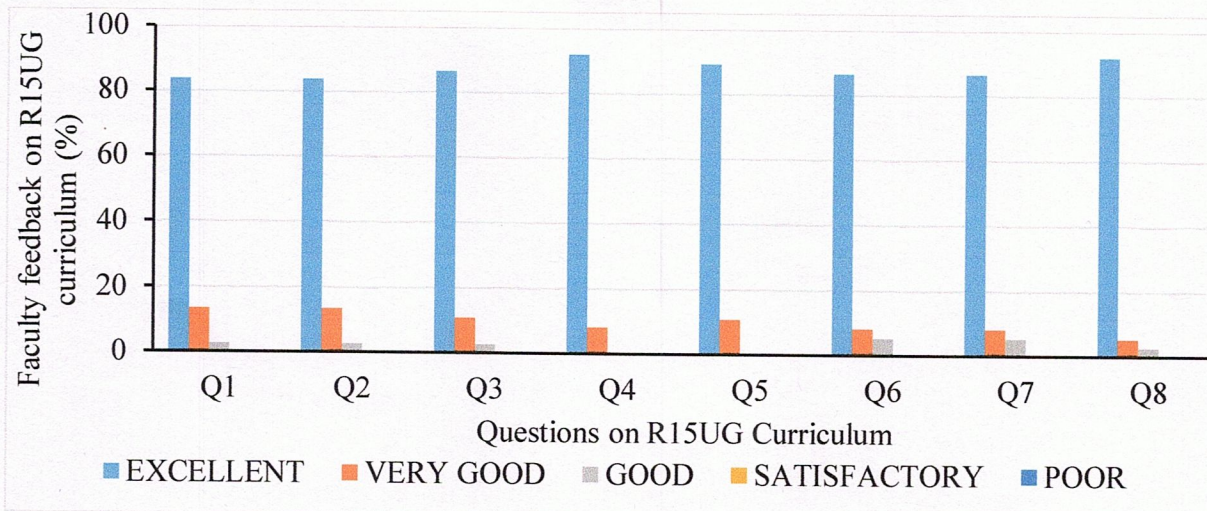
The categorization of rating is as follows: Excellent, Very good, Good, Satisfactory, and Poor

**Feedback analysis is carried based on Average Rating:** Excellent (5), Very good (4), Good (3), Satisfactory (2), and Poor (1)

**Table 1: Faculty Feedback Analysis Report On R15UG Curriculum**

Q.No	PERCENTAGE WISE RESPONSE					Avg. Rating	Grade
	Excellent(5)	Very Good(4)	Good(3)	Satisfactory(2)	Poor(1)		
Q1	83.78	13.51	2.70	0.00	0.00	4.81	Excellent
Q2	83.78	13.51	2.70	0.00	0.00	4.81	Excellent
Q3	86.49	10.81	2.70	0.00	0.00	4.84	Excellent
Q4	91.89	8.11	0.00	0.00	0.00	4.92	Excellent
Q5	89.19	10.81	0.00	0.00	0.00	4.89	Excellent
Q6	86.49	8.11	5.41	0.00	0.00	4.81	Excellent
Q7	86.49	8.11	5.41	0.00	0.00	4.81	Excellent
Q8	91.89	5.41	2.70	0.00	0.00	4.89	Excellent

Average Rating	Grade
$\geq 4$	Excellent
$4 < \text{Avg. Rating} \geq 3$	Very good
$3 < \text{Avg. rating} \geq 2$	Good



**Feedback Analysis of Faculty on R15UG Curriculum for the AY 2019– 20**

*G. H. M.*  
 Professor & H.O.D.  
 Department of E.C.E.  
 K.S.R.M. College of Engineering  
 KADAPA - 516 003

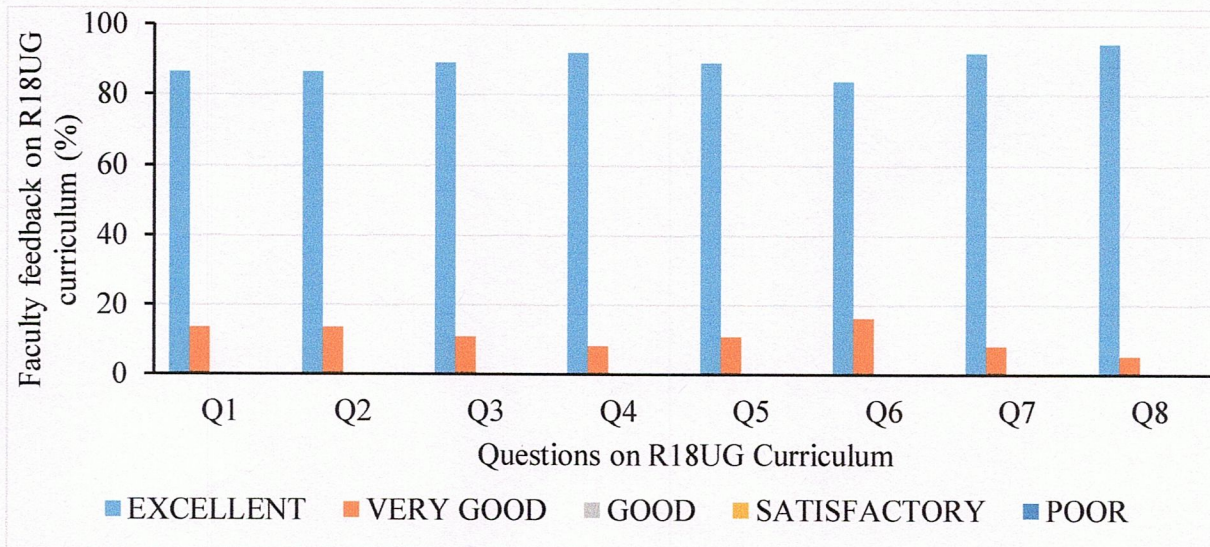
*A. S. S.*  
**IQAC**  
 Co-ordinator  
 Internal Quality Assurance Cell (IQAC)  
 KSRM College of Engineering  
 Kadapa - 516 003

*V. S. S. M. M. S.*  
**PRINCIPAL**  
**PRINCIPAL**  
**K.S.R.M. COLLEGE OF ENGINEERING**  
 KADAPA-516005 (A.P)

**Table 2: Faculty Feedback Analysis Report On R18UG Curriculum**

Q.No	PERCENTAGE WISE RESPONSE					Avg. Rating	Grade
	Excellent(5)	Very Good(4)	Good(3)	Satisfactory(2)	Poor(1)		
Q1	86.49	13.51	0.00	0.00	0.00	4.86	Excellent
Q2	86.49	13.51	0.00	0.00	0.00	4.86	Excellent
Q3	89.19	10.81	0.00	0.00	0.00	4.89	Excellent
Q4	91.89	8.11	0.00	0.00	0.00	4.92	Excellent
Q5	89.19	10.81	0.00	0.00	0.00	4.89	Excellent
Q6	83.78	16.22	0.00	0.00	0.00	4.84	Excellent
Q7	91.89	8.11	0.00	0.00	0.00	4.92	Excellent
Q8	94.59	5.41	0.00	0.00	0.00	4.95	Excellent

Average Rating	Grade
$\geq 4$	Excellent
$4 < \text{Avg. Rating} \leq 3$	Very good
$3 < \text{Avg. Rating} \leq 2$	Good



**Feedback Analysis of Faculty on R18UG Curriculum for the AY 2019– 20**

*G. J. M.*  
 Professor & H.O.D.  
 Department of E.C.E.  
 K.S.R.M. College of Engineering  
 KADAPA - 516 003

*J. P. S.*  
 IQAC  
 Co-ordinator  
 Internal Quality Assurance Cell (IQAC)  
 K.S.R.M. College of Engineering  
 Kadapa - 516 003

*V. S. S. Murthy*  
 PRINCIPAL  
 PRINCIPAL  
 K.S.R.M. COLLEGE OF ENGINEERING  
 KADAPA-516005 (A.P)





# **K.S.R.M. COLLEGE OF ENGINEERING**

**(UGC-AUTONOMOUS)**

Kadapa, Andhra Pradesh, India- 516 003

Approved by AICTE, New Delhi & Affiliated to JNTUA,  
Ananthapuramu

An ISO 14001:2004 & 9001: 2015 Certified Institution

---

## **DEPARTMENT OF COMPUTER SCIENCE AND ENGINEERING**

### **Stakeholders Feedback Analysis on Curriculum for the AY 2019-20**

The Department of Computer Science and Engineering collects feedback from the stakeholders to monitor and evaluate the quality of curriculum and curriculum related issues. The feedback forms were collected from students, parents, Alumni, Employer and faculty on several aspects of curriculum and its learning related issues in terms of quality, competence, skills and professionalism. The report of feedback analysis is submitted to IQAC for necessary action and thereafter the analysis is shared with BoS Committee to take necessary measures and actions as to comply with the issues raised by the Stakeholders in New Curriculum.

**DEPARTMENT OF COMPUTER SCIENCE AND ENGINEERING  
DETAILED FEEDBACK ANALYSIS REPORT**

**Feedback Analysis of Students on Curriculum for AY 2019– 20**

**Feedback is collected from students on the following parameters**

- Q1. Depth of the course content
- Q2. Extent of Coverage of Course
- Q3. Applicability or relevance to real life situations
- Q4. Learning values (in terms of knowledge, concepts, manual skills, analytical abilities, and broadening perspectives)
- Q5. Clarity and relevance of textual reading material
- Q6. Relevance of additional source material (library)
- Q7. Extent of effort required by students
- Q8. Overall Rating

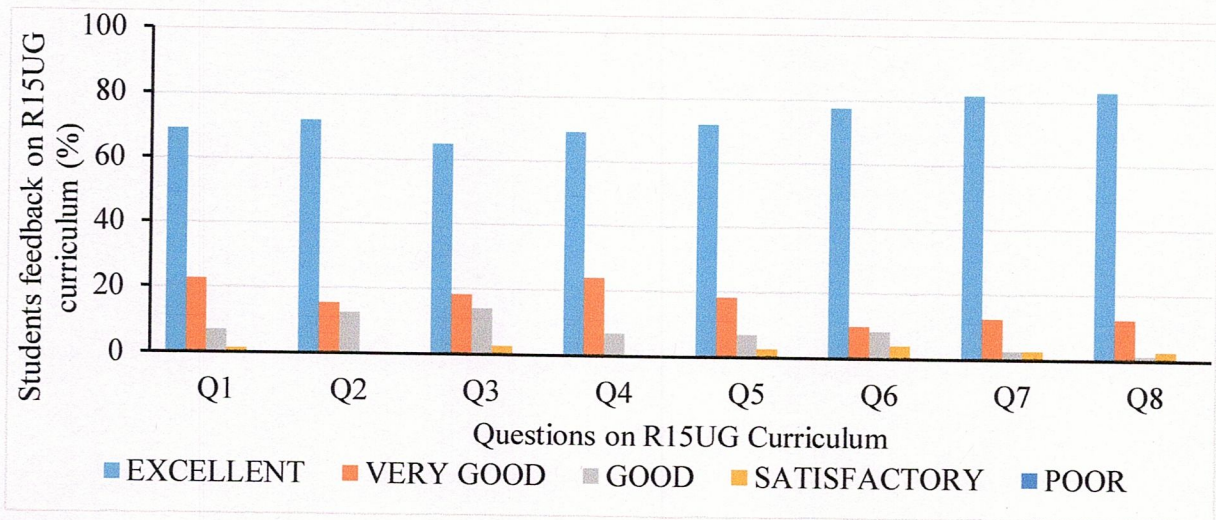
The categorization of rating is as follows: Excellent, Very good, Good, Satisfactory, and Poor

**Feedback analysis is carried based on Average Rating:** Excellent (5), Very good (4), Good (3), Satisfactory (2), and Poor (1)

**Table 1: Student Feedback Analysis Report On R15UG Curriculum**

Q.No	PERCENTAGE WISE RESPONSE					Avg. Rating	Grade
	Excellent(5)	Very Good(4)	Good(3)	Satisfactory(2)	Poor(1)		
Q1	69.01	22.54	7.04	1.41	0.00	4.59	Excellent
Q2	71.83	15.49	12.68	0.00	0.00	4.59	Excellent
Q3	64.79	18.31	14.08	2.82	0.00	4.45	Excellent
Q4	69.01	23.94	7.04	0.00	0.00	4.62	Excellent
Q5	71.83	18.31	7.04	2.82	0.00	4.59	Excellent
Q6	77.46	9.86	8.45	4.23	0.00	4.61	Excellent
Q7	81.69	12.68	2.82	2.82	0.00	4.73	Excellent
Q8	83.10	12.68	1.41	2.82	0.00	4.76	Excellent

Average Rating	Grade
$\geq 4$	Excellent
$4 < \text{Avg. Rating} \geq 3$	Very good
$3 < \text{Avg. rating} \geq 2$	Good



**Feedback Analysis of Students on R15UG Curriculum for AY 2019– 20**

*[Signature]*  
**Dr. M. Sreenivasulu,**  
 M. E., Ph. D.  
 Professor & HOD CSE  
 K.S.R.M. College of Engineering  
 KADAPA - 516 003

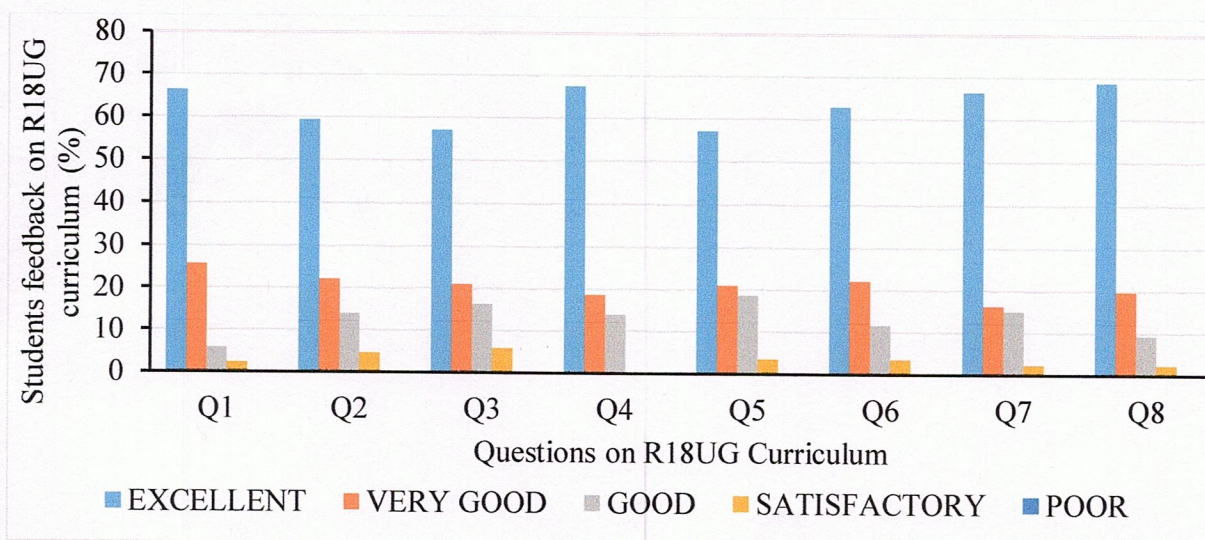
*[Signature]*  
**IQAC**  
 Co-ordinator  
 Internal Quality Assurance Cell (IQAC)  
 KSRM College of Engineering  
 Kadapa - 516 003

*[Signature]*  
**PRINCIPAL**  
**PRINCIPAL**  
**K.S.R.M. COLLEGE OF ENGINEERING**  
 KADAPA-516005 (A.P)

**Table 2: Student Feedback Analysis Report On R18UG Curriculum**

Q.No	PERCENTAGE WISE RESPONSE					Avg. Rating	Grade
	Excellent(5)	Very Good(4)	Good(3)	Satisfactory(2)	Poor(1)		
Q1	66.28	25.58	5.81	2.33	0.00	4.56	Excellent
Q2	59.30	22.09	13.95	4.65	0.00	4.36	Excellent
Q3	56.98	20.93	16.28	5.81	0.00	4.29	Excellent
Q4	67.44	18.60	13.95	0.00	0.00	4.53	Excellent
Q5	56.98	20.93	18.60	3.49	0.00	4.31	Excellent
Q6	62.79	22.09	11.63	3.49	0.00	4.44	Excellent
Q7	66.28	16.28	15.12	2.33	0.00	4.47	Excellent
Q8	68.60	19.77	9.30	2.33	0.00	4.55	Excellent

Average Rating	Grade
$\geq 4$	Excellent
$4 < \text{Avg. Rating} \geq 3$	Very good
$3 < \text{Avg. rating} \geq 2$	Good



**Feedback Analysis of Students on R18UG Curriculum for AY 2019– 20**

*[Signature]*  
**Dr. M. Sreenivasulu,**  
 M. E., Ph. D.  
 Professor & HOD CSE  
 K.S.R.M. College of Engineering  
 KADAPA - 516 003

*[Signature]*  
**IQAC**  
 Co-ordinator  
 Internal Quality Assurance Cell (IQAC)  
 KSRM College of Engineering  
 Kadapa - 516 003

*[Signature]*  
**V. S. S. Murthy**  
**PRINCIPAL**  
 PRINCIPAL  
 K.S.R.M. COLLEGE OF ENGINEERING  
 KADAPA-516005 (A.P)

## DEPARTMENT OF COMPUTER SCIENCE AND ENGINEERING

### Feedback Analysis of Parents on Curriculum for AY 2019– 20

#### Feedback is collected from Parents on the following parameters

- Q1. Content and coverage of curriculum studied
- Q2. Adequacy of the core courses
- Q3. Ordering of the courses in the curriculum
- Q4. Adequacy of the elective courses
- Q5. Practical content in the curriculum
- Q6. Ability to cope with the current job challenges
- Q7. Ability to adopt new technologies
- Q8. Ability to handle projects/assignments as individual
- Q9. Ability to work in a team

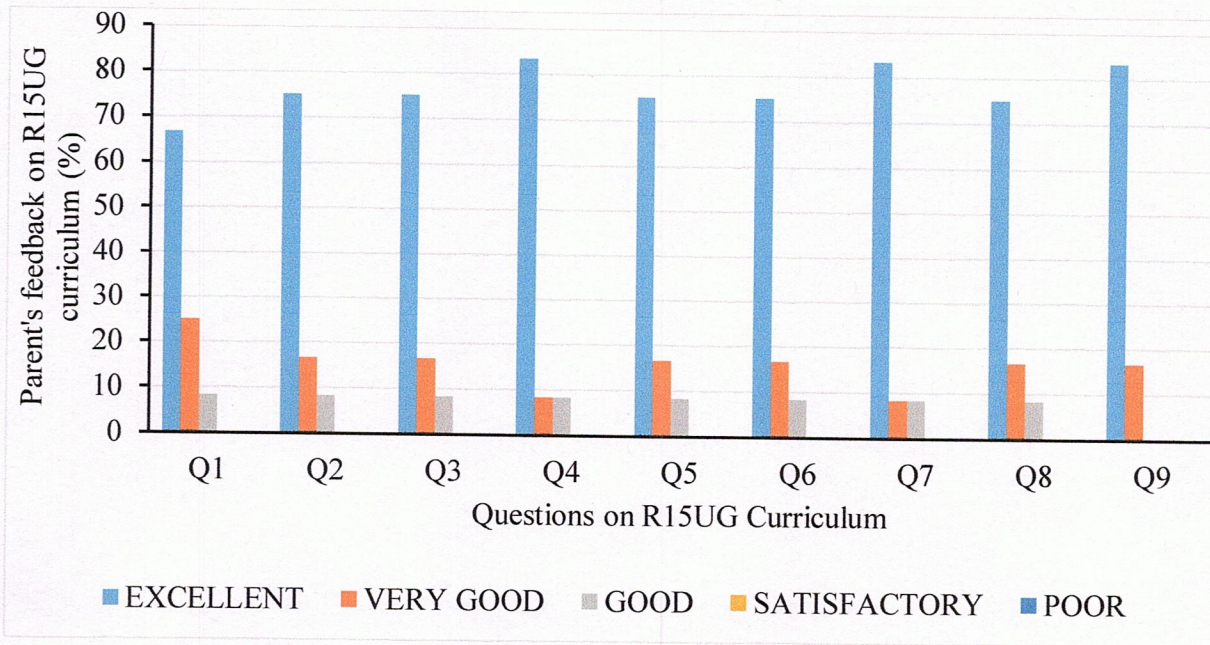
The categorization of rating is as follows: Excellent, Very good, Good, Satisfactory, and Poor

**Feedback analysis is carried based on Average Rating:** Excellent (5), Very good (4), Good (3), Satisfactory (2), and Poor (1)

**Table 1: Parents Feedback Analysis Report On R15UG Curriculum**

Q.No	PERCENTAGE WISE RESPONSE					Avg. Rating	Grade
	Excellent(5)	Very Good(4)	Good(3)	Satisfactory(2)	Poor(1)		
Q1	66.67	25.00	8.33	0.00	0.00	4.58	Excellent
Q2	75.00	16.67	8.33	0.00	0.00	4.67	Excellent
Q3	75.00	16.67	8.33	0.00	0.00	4.67	Excellent
Q4	83.33	8.33	8.33	0.00	0.00	4.75	Excellent
Q5	75.00	16.67	8.33	0.00	0.00	4.67	Excellent
Q6	75.00	16.67	8.33	0.00	0.00	4.67	Excellent
Q7	83.33	8.33	8.33	0.00	0.00	4.75	Excellent
Q8	75.00	16.67	8.33	0.00	0.00	4.67	Excellent
Q9	83.33	16.67	0.00	0.00	0.00	4.83	Excellent

Average Rating	Grade
$\geq 4$	Excellent
$4 < \text{Avg. Rating} \leq 3$	Very good
$3 < \text{Avg. rating} \leq 2$	Good



**Feedback Analysis of Parents on R15UG Curriculum for AY 2019– 20**

*[Signature]*  
**Dr. M. Sreenivasulu,**  
 M E, Ph D.  
 Professor & HOD CSE  
 K.S.R.M. College of Engineering  
 KADAPA - 516 003

*[Signature]*  
**IQAC**  
 Co-ordinator

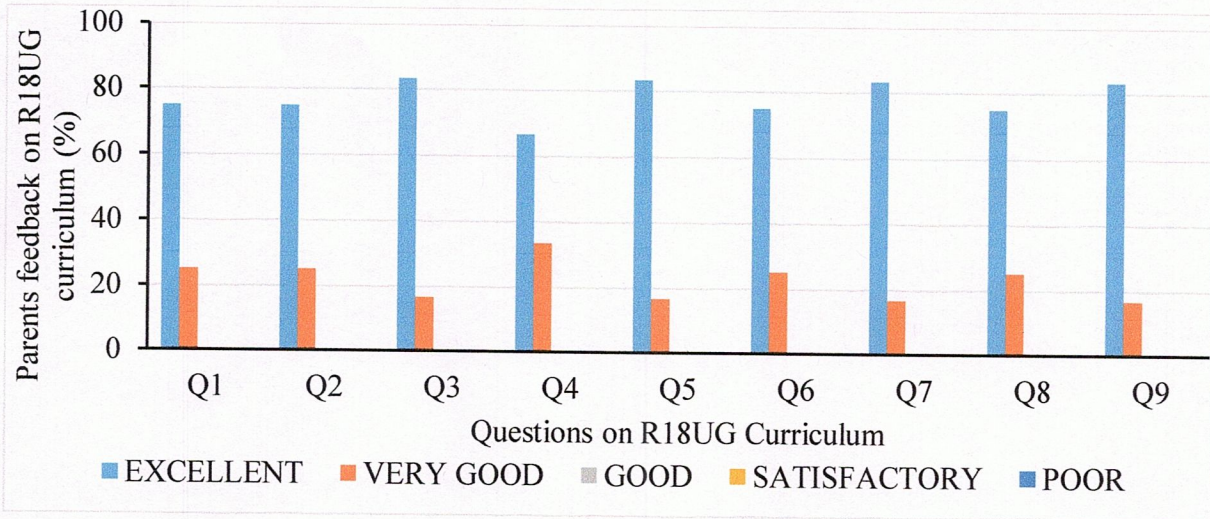
Internal Quality Assurance Cell (IQAC)  
 KSR M College of Engineering  
 Kadapa - 516 003

*[Signature]*  
**PRINCIPAL**  
 PRINCIPAL  
 K.S.R.M. COLLEGE OF ENGINEERING  
 KADAPA-516005 (A.P)

**Table 2: Parents Feedback Analysis Report On R18UG Curriculum**

Q.No	PERCENTAGE WISE RESPONSE					Avg. Rating	Grade
	Excellent(5)	Very Good(4)	Good(3)	Satisfactory(2)	Poor(1)		
Q1	75.00	25.00	0.00	0.00	0.00	4.75	Excellent
Q2	75.00	25.00	0.00	0.00	0.00	4.75	Excellent
Q3	83.33	16.67	0.00	0.00	0.00	4.83	Excellent
Q4	66.67	33.33	0.00	0.00	0.00	4.67	Excellent
Q5	83.33	16.67	0.00	0.00	0.00	4.83	Excellent
Q6	75.00	25.00	0.00	0.00	0.00	4.75	Excellent
Q7	83.33	16.67	0.00	0.00	0.00	4.83	Excellent
Q8	75.00	25.00	0.00	0.00	0.00	4.75	Excellent
Q9	83.33	16.67	0.00	0.00	0.00	4.83	Excellent

Average Rating	Grade
$\geq 4$	Excellent
$4 < \text{Avg. Rating} \leq 3$	Very good
$3 < \text{Avg. rating} \leq 2$	Good



**Feedback Analysis of Parents on R18UG Curriculum for AY 2019– 20**

*[Signature]*  
Dr. M. Sreenivasulu,

M. E., Ph. D.,  
Professor & HOD CSE  
K.S.R.M. College of Engineering  
KADAPA - 516 003

*[Signature]*  
IQAC

Co-ordinator  
Internal Quality Assurance Cell (IQAC)  
KSRM College of Engineering  
Kadapa - 516 003

*[Signature]*  
PRINCIPAL

PRINCIPAL  
K.S.R.M. COLLEGE OF ENGINEERING  
KADAPA-516005 (A.P)

## DEPARTMENT OF COMPUTER SCIENCE AND ENGINEERING

### Feedback Analysis of Alumni on Curriculum for AY 2019– 20

#### Feedback is collected from Alumni on the following parameters

- Q1. Depth of the course content
- Q2. Extent of Coverage of Course
- Q3. Applicability or relevance to real life situations
- Q4. Learning values (in terms of knowledge, concepts, manual skills, analytical abilities, and broadening perspectives)
- Q5. Whether the knowledge is sufficient to face the competitive world
- Q6. Whether the syllabus gives practical exposers
- Q7. Whether it serves current industry needs
- Q8. Overall Rating

The categorization of rating is as follows: Excellent, Very good, Good, Satisfactory, and Poor

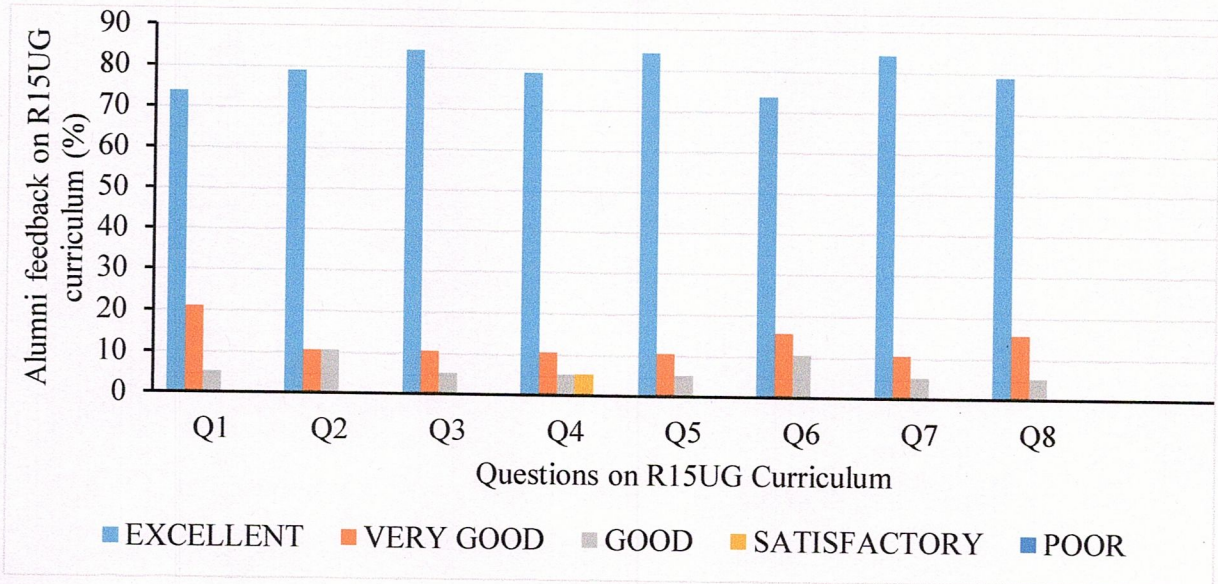
Feedback analysis is carried based on Average Rating: Excellent (5), Very good (4), Good (3), Satisfactory (2), and Poor (1)

**Table 1: Alumni Feedback Analysis Report On R15UG Curriculum**

Q.No	PERCENTAGE WISE RESPONSE					Avg. Rating	Grade
	Excellent(5)	Very Good(4)	Good(3)	Satisfactory(2)	Poor(1)		
Q1	73.68	21.05	5.26	0.00	0.00	4.68	Excellent
Q2	78.95	10.53	10.53	0.00	0.00	4.68	Excellent
Q3	84.21	10.53	5.26	0.00	0.00	4.79	Excellent
Q4	78.95	10.53	5.26	5.26	0.00	4.63	Excellent
Q5	84.21	10.53	5.26	0.00	0.00	4.79	Excellent
Q6	73.68	15.79	10.53	0.00	0.00	4.63	Excellent
Q7	84.21	10.53	5.26	0.00	0.00	4.79	Excellent
Q8	78.95	15.79	5.26	0.00	0.00	4.74	Excellent

Average Rating	Grade
$\geq 4$	Excellent
$4 < \text{Avg. Rating} \geq 3$	Very good
$3 < \text{Avg. rating} \geq 2$	Good





**Feedback Analysis of Alumni on R15UG Curriculum for AY 2019– 20**

*[Signature]*  
 Dr. M. Sreenivasulu,  
 M. E., Ph. D.  
 Professor & HOD CSE  
 K.S.R.M. College of Engineering  
 KADAPA - 516 003

*[Signature]*  
 IQAC

Co-ordinator  
 Internal Quality Assurance Cell (IQAC)  
 KSRM College of Engineering  
 Kadapa - 516 003

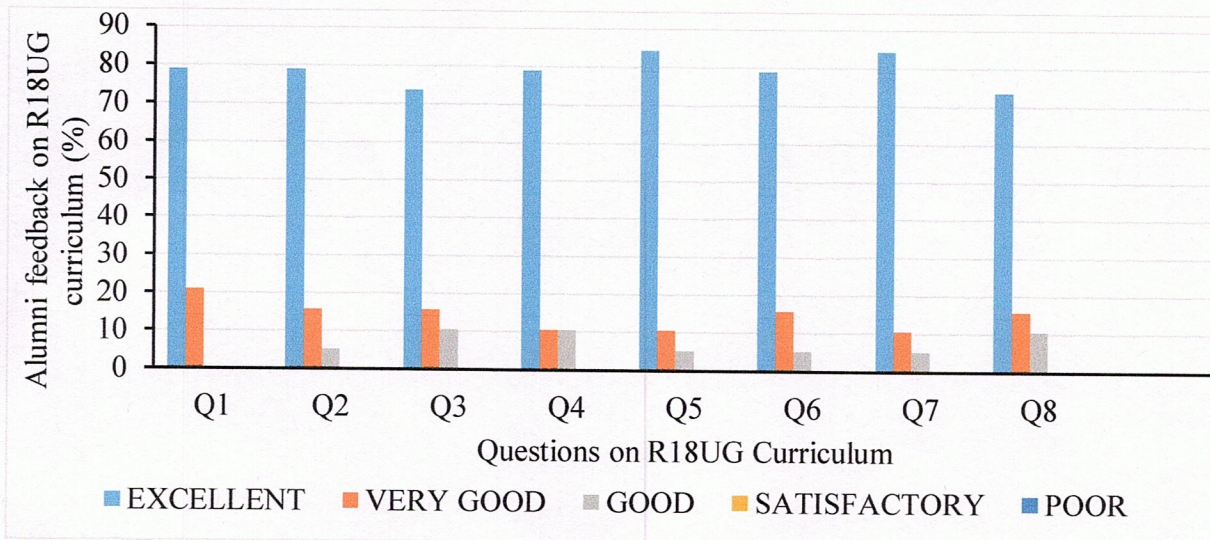
*V.S.S. Mm/19*  
 PRINCIPAL

PRINCIPAL  
 K.S.R.M. COLLEGE OF ENGINEERING  
 KADAPA-516005 (A.P)

**Table 2: Alumni Feedback Analysis Report On R18UG Curriculum**

Q.No	PERCENTAGE WISE RESPONSE					Avg. Rating	Grade
	Excellent(5)	Very Good(4)	Good(3)	Satisfactory(2)	Poor(1)		
Q1	78.95	21.05	0.00	0.00	0.00	4.79	Excellent
Q2	78.95	15.79	5.26	0.00	0.00	4.74	Excellent
Q3	73.68	15.79	10.53	0.00	0.00	4.63	Excellent
Q4	78.95	10.53	10.53	0.00	0.00	4.68	Excellent
Q5	84.21	10.53	5.26	0.00	0.00	4.79	Excellent
Q6	78.95	15.79	5.26	0.00	0.00	4.74	Excellent
Q7	84.21	10.53	5.26	0.00	0.00	4.79	Excellent
Q8	73.68	15.79	10.53	0.00	0.00	4.63	Excellent

Average Rating	Grade
$\geq 4$	Excellent
$4 < \text{Avg. Rating} \leq 3$	Very good
$3 < \text{Avg. rating} \leq 2$	Good



**Feedback Analysis of Alumni on R18UG Curriculum for AY 2019– 20**

*[Signature]*

**Dr. M. Sreenivasulu,**

M. E., Ph D.

Professor & HOD CSE

K.S.R.M. College of Engineering

KADAPA - 516 003

*[Signature]*  
**IQAC**

Co-ordinator

Internal Quality Assurance Cell (IQAC)

KSRM College of Engineering

Kadapa - 516 003

*[Signature]*

**PRINCIPAL**

PRINCIPAL

K.S.R.M. COLLEGE OF ENGINEERING

KADAPA-516005 (A.P)

## DEPARTMENT OF COMPUTER SCIENCE AND ENGINEERING

### Feedback Analysis of Employer on Curriculum for AY 2019– 20

Feedback is collected from Employer on the following parameters

- Q1. Basics of Computer Science
- Q2. Fundamentals of Mathematics and Science of the Students
- Q3. Algorithm Design Techniques
- Q4. Knowledge on Recent Tools and their Usage
- Q5. Practical Skills
- Q6. Scope for New Ideas / innovations
- Q7. Suitable for new technologies
- Q8. Serving the Industry needs
- Q9. Overall Rating

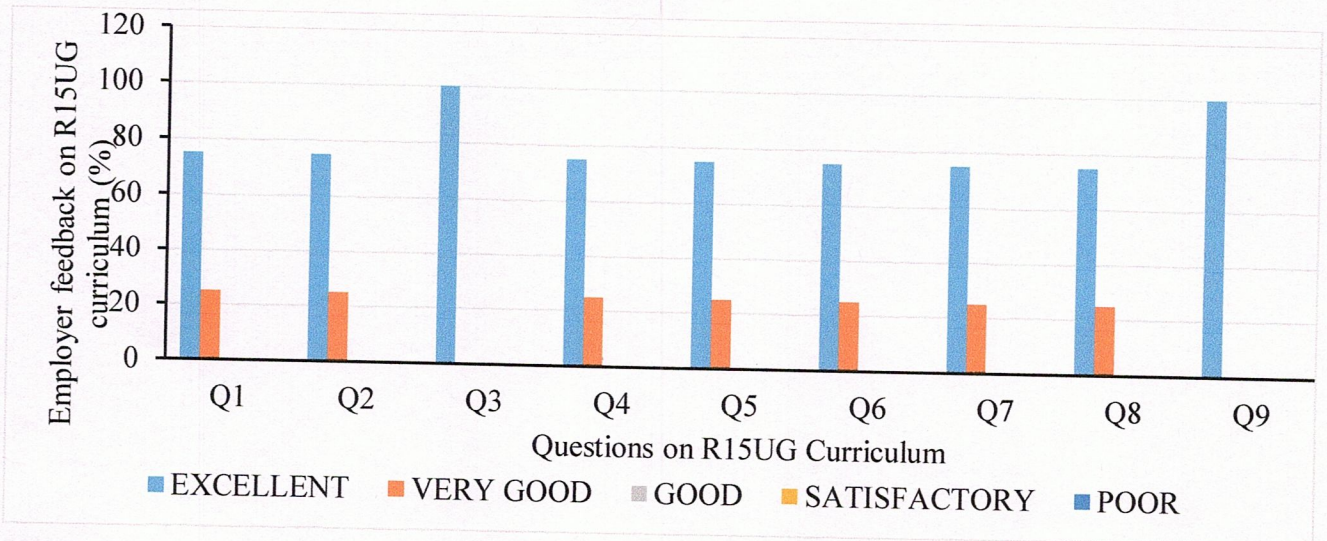
The categorization of rating is as follows: Excellent, Very good, Good, Satisfactory, and Poor

**Feedback analysis is carried based on Average Rating:** Excellent (5), Very good (4), Good (3), Satisfactory (2), and Poor (1)

**Table 1: Employer Feedback Analysis Report On R15UG Curriculum**

Q.No	PERCENTAGE WISE RESPONSE					Avg. Rating	Grade
	Excellent(5)	Very Good(4)	Good(3)	Satisfactory(2)	Poor(1)		
Q1	75.00	25.00	0.00	0.00	0.00	4.75	Excellent
Q2	75.00	25.00	0.00	0.00	0.00	4.75	Excellent
Q3	100.00	0.00	0.00	0.00	0.00	5.00	Excellent
Q4	75.00	25.00	0.00	0.00	0.00	4.75	Excellent
Q5	75.00	25.00	0.00	0.00	0.00	4.75	Excellent
Q6	75.00	25.00	0.00	0.00	0.00	4.75	Excellent
Q7	75.00	25.00	0.00	0.00	0.00	4.75	Excellent
Q8	75.00	25.00	0.00	0.00	0.00	4.75	Excellent
Q9	100.00	0.00	0.00	0.00	0.00	5.00	Excellent

Average Rating	Grade
$\geq 4$	Excellent
$4 < \text{Avg. Rating} \leq 3$	Very good
$3 < \text{Avg. rating} \leq 2$	Good



**Feedback Analysis of Employer on R15UG Curriculum for AY 2019– 20**

*[Signature]*

**Dr. M. Sreenivasulu,**  
M. E., Ph. D.  
Professor & HOD CSE  
K.S.R.M. College of Engineering  
KADAPA - 516 003

*[Signature]*  
**IQAC**

Co-ordinator  
Internal Quality Assurance Cell (IQAC)  
KSRM College of Engineering  
Kadapa - 516 003

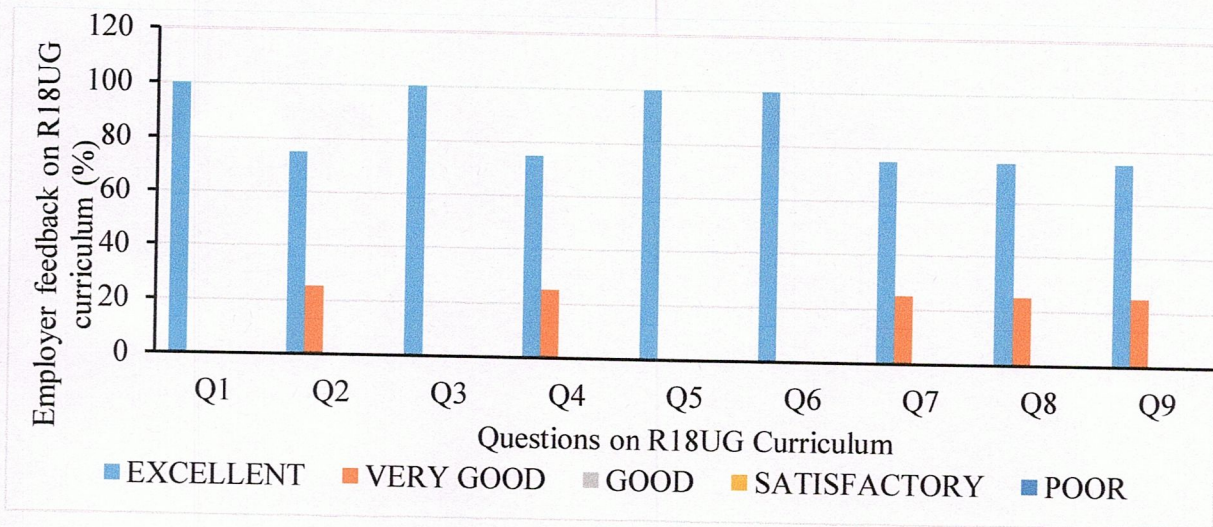
*V.S.S. Mm/g*  
**PRINCIPAL**

**PRINCIPAL**  
**K.S.R.M. COLLEGE OF ENGINEERING**  
KADAPA-516005 (A.P)

**Table 2: Employer Feedback Analysis Report On R18UG Curriculum**

Q.No	PERCENTAGE WISE RESPONSE					Avg. Rating	Grade
	Excellent(5)	Very Good(4)	Good(3)	Satisfactory(2)	Poor(1)		
Q1	100.00	0.00	0.00	0.00	0.00	5.00	Excellent
Q2	75.00	25.00	0.00	0.00	0.00	4.75	Excellent
Q3	100.00	0.00	0.00	0.00	0.00	5.00	Excellent
Q4	75.00	25.00	0.00	0.00	0.00	4.75	Excellent
Q5	100.00	0.00	0.00	0.00	0.00	5.00	Excellent
Q6	100.00	0.00	0.00	0.00	0.00	5.00	Excellent
Q7	75.00	25.00	0.00	0.00	0.00	4.75	Excellent
Q8	75.00	25.00	0.00	0.00	0.00	4.75	Excellent
Q9	75.00	25.00	0.00	0.00	0.00	4.75	Excellent

Average Rating	Grade
$\geq 4$	Excellent
$4 < \text{Avg. Rating} \leq 3$	Very good
$3 < \text{Avg. rating} \leq 2$	Good



**Feedback Analysis of Employer on R18UG Curriculum for AY 2019– 20**

*[Signature]*  
**Dr. M. Sreenivasulu,**  
 M. E., Ph. D.  
 Professor & HOD CSE  
 K.S.R.M. College of Engineering  
 KADAPA - 516 003

*[Signature]*  
**IQAC**  
 Co-ordinator  
 Internal Quality Assurance Cell (IQAC)  
 KSR M College of Engineering  
 Kadapa - 516 003

*[Signature]*  
**PRINCIPAL**  
 PRINCIPAL  
 K.S.R.M. COLLEGE OF ENGINEERING  
 KADAPA-516005 (A.P)

## DEPARTMENT OF COMPUTER SCIENCE AND ENGINEERING

### Feedback Analysis of Faculty on Curriculum for AY 2019– 20

#### Feedback is collected from Faculty on the following parameters

- Q1. Depth of the course content
- Q2. Extent of Coverage of Course
- Q3. Applicability or relevance to real life situations
- Q4. Learning values (in terms of knowledge, concepts, manual skills, analytical abilities, and broadening perspectives)
- Q5. Clarity and relevance of textual reading material
- Q6. Relevance of additional source material (library)
- Q7. Extent of effort required by students
- Q8. Overall Rating

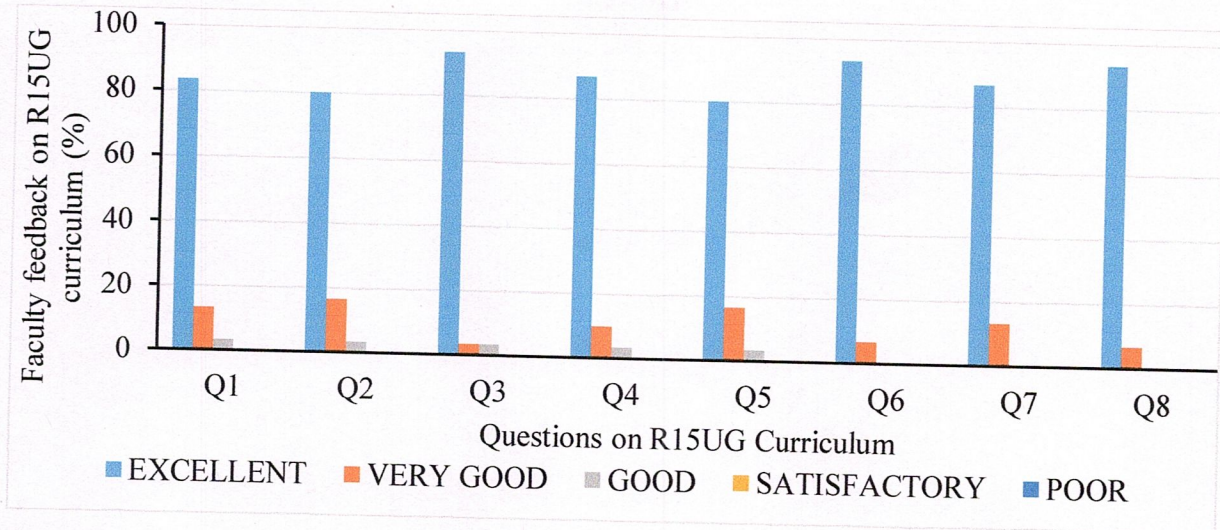
The categorization of rating is as follows: Excellent, Very good, Good, Satisfactory, and Poor

**Feedback analysis is carried based on Average Rating:** Excellent (5), Very good (4), Good (3), Satisfactory (2), and Poor (1)

**Table 1: Faculty Feedback Analysis Report On R15UG Curriculum**

Q.No	PERCENTAGE WISE RESPONSE					Avg. Rating	Grade
	Excellent(5)	Very Good(4)	Good(3)	Satisfactory(2)	Poor(1)		
Q1	83.33	13.33	3.33	0.00	0.00	4.80	Excellent
Q2	80.00	16.67	3.33	0.00	0.00	4.77	Excellent
Q3	93.33	3.33	3.33	0.00	0.00	4.90	Excellent
Q4	86.67	10.00	3.33	0.00	0.00	4.83	Excellent
Q5	80.00	16.67	3.33	0.00	0.00	4.77	Excellent
Q6	93.33	6.67	0.00	0.00	0.00	4.93	Excellent
Q7	86.67	13.33	0.00	0.00	0.00	4.87	Excellent
Q8	93.33	6.67	0.00	0.00	0.00	4.93	Excellent

Average Rating	Grade
$\geq 4$	Excellent
$4 < \text{Avg. Rating} \geq 3$	Very good
$3 < \text{Avg. rating} \geq 2$	Good



**Feedback Analysis of Faculty on R15UG Curriculum for AY 2019- 20**

*[Signature]*  
 Dr. M. Sreenivasulu,  
 M. E., Ph. D.  
 Professor & HOD CSE  
 K.S.R.M. College of Engineering  
 KADAPA - 516 003

*[Signature]*  
**IQAC**

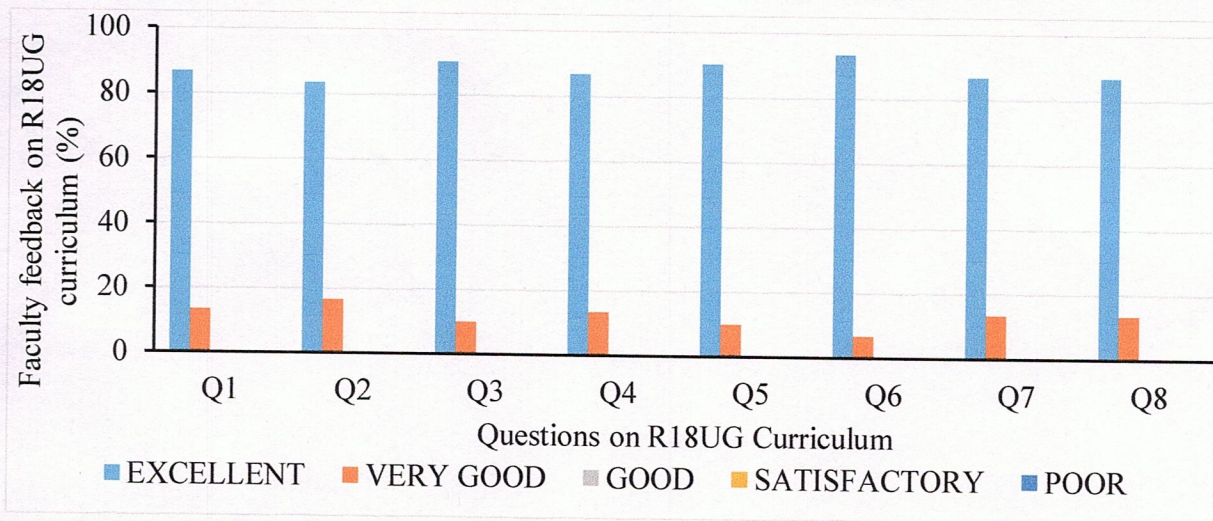
Co-ordinator  
 Internal Quality Assurance Cell (IQAC)  
 KSRM College of Engineering  
 Kadapa - 516 003

*V.S.S. mm/19*  
**PRINCIPAL**  
 PRINCIPAL  
 K.S.R.M. COLLEGE OF ENGINEERING  
 KADAPA-516005 (A.P)

**Table 2: Faculty Feedback Analysis Report On R18UG Curriculum**

Q.No	PERCENTAGE WISE RESPONSE					Avg. Rating	Grade
	Excellent(5)	Very Good(4)	Good(3)	Satisfactory(2)	Poor(1)		
Q1	86.67	13.33	0.00	0.00	0.00	4.87	Excellent
Q2	83.33	16.67	0.00	0.00	0.00	4.83	Excellent
Q3	90.00	10.00	0.00	0.00	0.00	4.90	Excellent
Q4	86.67	13.33	0.00	0.00	0.00	4.87	Excellent
Q5	90.00	10.00	0.00	0.00	0.00	4.90	Excellent
Q6	93.33	6.67	0.00	0.00	0.00	4.93	Excellent
Q7	86.67	13.33	0.00	0.00	0.00	4.87	Excellent
Q8	86.67	13.33	0.00	0.00	0.00	4.87	Excellent

Average Rating	Grade
$\geq 4$	Excellent
$4 < \text{Avg. Rating} \leq 3$	Very good
$3 < \text{Avg. rating} \leq 2$	Good



**Feedback Analysis of Faculty on R18UG Curriculum for AY 2019– 20**

*[Signature]*  
 Dr. M. Sreenivasulu,  
 M. E., Ph. D.  
 Professor & HOD CSE  
 K.S.R.M. College of Engineering  
 KADAPA - 516 003

*[Signature]*  
**IQAC**  
 Co-ordinator  
 Internal Quality Assurance Cell (IQAC)  
 KSRM College of Engineering  
 Kadapa - 516 003

*[Signature]*  
**PRINCIPAL**  
 PRINCIPAL  
 K.S.R.M. COLLEGE OF ENGINEERING  
 KADAPA-516005 (A.P.)