


K S R M College of Engineering Kadapa
(Run By Sri K.O.R. Charities, Reg.No.83/1980 KADAPA)

Income & Expenditure Statement

1-Apr-2023 to 31-Mar-2024

Expenditure	Amount Rs.	Income	Amount Rs.
Staff Salaries	15,61,27,001	Alumni Contribution	9,20,500
Advertisement	8,38,103	Tuition fee	18,65,15,920
Bank charges	1,74,868	Consultancy Fees	17,23,027
Building Maintenance	1,90,50,904	Examination Fees	1,10,26,599
Committee Expenses	8,60,975	Fines	1,72,545
Cultural Programmes	49,03,024	Grants	3,78,500
Electricity Charges	47,58,017	Interest	1,78,16,939
Examinations	51,29,337	Rents	4,95,321
Faculty Development Programe	23,196	Miscellaneous Receipts	11,86,885
Faculty Incentives	7,73,932		
Functions & Events	10,96,731		
Games & Sports	6,48,266		
Garden Maintenance	5,72,328		
Gratuity	90,57,448		
Green and Environmental Audit	15,000		
Guest Lecture	1,34,460		
Insurance for Students & staff	1,93,898		
Insurance Vehicles & Labs	9,50,923		
Interest On Over Drafts	24,90,158		
Internet charges	18,02,669		
J.N.T.U. fee	26,21,370		
Labs & Departments Maintenance	20,47,000		
Legal Expenses	3,00,000		
Library Maint. & Subscriptions	3,94,066	Excess of Expenditure over Income	6,19,04,132
M.O.U. Exp.	51,78,720		
Media Centre Expenses	3,48,501		
Meeting exp	2,80,004		
Merit Prizes & Free ships	65,52,460		
Miscellaneous exp	7,18,200		
Printing & Stationery	76,24,616		
Processing fee	20,53,634		
Professional Charges	20,573		
Property Tax & Rents	23,83,580		
Provident fund & E.S.I	29,76,968		
R & D Cell Expenses	2,76,260		
Remuneration to Consultancy Fee	3,60,884		
Repairs & Maintenance	18,65,592		
Seed Fund	8,85,730		
Staff welfare & Medical aid	2,60,930		
Students Programmes	5,11,102		
Telephone charges & Postage	2,07,668		
Training & Placement cell exp	53,72,600		
Transport charges	2,24,118		
Travelling & conveyance	8,97,893		
Vehicles Maintenance	1,27,57,912		
Depreciation	1,54,18,749		
	28,21,40,368	V. S. S. M M 19	28,21,40,368



PRINCIPAL
K.S.R.M. COLLEGE OF ENGINEERING
KADAPA-516005, (A.P.)


K S R M College of Engineering Kadapa

(Run By Sri K.O.R. Charities, Reg.No.83/1980 KADAPA)

Balance Sheet

1-Apr-2023 to 31-Mar-2024

Liabilities	AMOUNT	AMOUNT	Assets	AMOUNT	AMOUNT
			Fixed Assets		21,70,33,654
<i>Trust Funds</i>		8,31,80,808	Equipment	3,19,73,103	
<i>194 N Cash Withdrawal</i>		637	Vehicles	3,52,85,099	
			<i>Bio Gas Plant</i>	2,56,550	
			<i>Building (K.L.M.) Settlement Deed</i>	1,06,74,000	
Loans (Liability)		6,51,21,152	<i>Buildings</i>	9,77,16,795	
Bank OCC A/c (Bank OD A/c)	4,91,65,864		<i>Electrical Fittings</i>	1,33,83,828	
Axis Bank Vehicle Loan NO. CVR024408766381	69,32,464		<i>Furniture</i>	23,36,107	
Axis Bank Vehicle Loan No.CVRO24409525496	90,22,824		<i>H.T. Line</i>	2,368	
			<i>Indoor stadium</i>	44,94,625	
Current Liabilities		17,23,86,182	<i>Inter - Cum - Telephones</i>	15,157	
Creditors for Machinery Service	66,022		<i>Laptop</i>	451	
Creditors for Supplies	23,72,354		<i>Library</i>	12,00,347	
Other Creditors (Out Standing Exp)	16,81,19,822		<i>Office Equipment</i>	18,62,756	
Fee Advances	13,70,200		<i>Projectors Peripherals</i>	1,25,977	
Security Deposits	4,07,784		<i>SITE (Land)</i>	1,95,076	
<i>Endowment Fund</i>	50,000		<i>Solar Systems</i>	1,75,11,415	
			Current Assets		51,50,60,818
			Cash-in-Hand	2,12,843	
			Bank Accounts	3,11,40,227	
Excess of income over expenditure		41,14,05,693	Debtors for Machinery & Service	9,36,92,218	
<i>Opening Balance</i>	47,33,09,825		Fee Receivable	5,80,01,933	
<i>Current Period</i>	-6,19,04,132		Purchase & Other Advances	5,99,85,127	
			Salary Advances	5,863	
			Advances to Institutions	9,49,861	
			Fixed Deposits	25,83,90,373	
			Other Deposits	14,89,081	
			<i>Income Tax (T.D.S) Receivable</i>	1,07,86,924	
			<i>T.C.S. Receivable</i>	4,06,368	
Total		73,20,94,472	Total		73,20,94,472



V. S. S. M M M G
PRINCIPAL
K.S.R.M. COLLEGE OF ENGINEERING
KADAPA-516005, (A.P.)

K.S.R.M. COLLEGE OF ENGINEERING
Run by Sri Kandula Obul Reddy Charities, Kadapa - 516 003

DEPRECIATION STATEMENT AS ON 31.03.2024

Sl.No	Particulars	Written Down Value As ON 01/04/2023	Additions Before 30/09/2023	Additions After 30/09/2023	Total Addition	Delection	Total	Rate Of Depreciation	Depreciation For The Year	Written Down Value As On2024
1	A.I. & M.L. Lab Equipment	10,94,484.60			0.00		10,94,484.60	40.00	4,37,794.00	6,56,690.60
2	Chemistry (Equipment)	4,49,149.50			0.00		4,49,149.50	15.00	67,372.00	3,81,777.50
3	Civil Engineering	44,97,544.50	37,44,760.00	1,34,502.00	38,79,262.00		83,76,806.50	15.00	12,46,433.00	71,30,373.50
4	Computer Centre	25,21,524.30	31,88,100.00	1,28,300.00	33,16,400.00		58,37,924.30	40.00	23,09,510.00	35,28,414.30
5	C R I Lab	4,40,399.00			0.00		4,40,399.00	15.00	66,060.00	3,74,339.00
6	E.C.E. Lab Equipment	51,96,016.27	10,90,187.00	7,41,891.00	18,32,078.00		70,28,094.27	15.00	9,98,572.00	60,29,522.27
7	E.E.E. LAB EQUIPMENT	19,72,845.60	13,50,000.00	2,14,164.00	15,64,164.00		35,37,009.60	15.00	5,14,489.00	30,22,520.60
8	English Language Lab	53,099.87			0.00		53,099.87	15.00	7,965.00	45,134.87
9	Humanities Lab Quipment	3,07,533.00	12,000.00	1,14,000.00	1,26,000.00		4,33,533.00	15.00	56,480.00	3,77,053.00
10	Innovationa Lab	16,66,932.75			0.00		16,66,932.75	15.00	2,50,040.00	14,16,892.75
11	Internet Equipment	27,71,023.40			0.00		27,71,023.40	15.00	4,15,654.00	23,55,369.40
12	Mechanical Engineering	41,68,770.18		1,10,310.00	1,10,310.00		42,79,080.18	15.00	6,33,589.00	36,45,491.18
13	Media centre	3,17,633.00	47,500.00	1,35,400.00	1,82,900.00		5,00,533.00	15.00	64,925.00	4,35,608.00
14	Physics (Equipment)	83,638.10			0.00		83,638.10	15.00	12,546.00	71,092.10
15	R & D Cell	29,44,498.83			0.00		29,44,498.83	15.00	4,41,675.00	25,02,823.83
16	AP 39 HT 8055	7,09,592.00			0.00		7,09,592.00	15.00	1,06,439.00	6,03,153.00
17	Bus No: TDG 5357	3,350.75			0.00		3,350.75	15.00	503.00	2,847.75
18	Bus No: TN.01. N. 973	8,752.55			0.00		8,752.55	15.00	1,313.00	7,439.55
19	Bus No: TN.01.N 974	9,069.10			0.00		9,069.10	15.00	1,360.00	7,709.10
20	Bus No: TSK 7476	6,428.45			0.00		6,428.45	15.00	964.00	5,464.45
21	Bus No.AP 02 V 9682	1,60,256.00			0.00		1,60,256.00	15.00	24,038.00	1,36,218.00
22	BUS NO.AP04TX9063	1,95,009.00			0.00		1,95,009.00	15.00	29,251.00	1,65,758.00



V.S.S.V. Mmlg
PRINCIPAL
K.S.R.M. COLLEGE OF ENGINEERING
KADAPA 516005 (A.P.)

K.S.R.M. COLLEGE OF ENGINEERING
Run by Sri Kandula Obul Reddy Charities, Kadapa - 516 003

DEPRECIATION STATEMENT AS ON 31.03.2024

Sl.No	Particulars	Writtern Down Value As ON 01/04/2023	Additions Before 30/09/2023	Additions After 30/09/2023	Total Addition	Delection	Total	Rate Of Depreciation	Depreciation For The Year	Written Down Value As On2024
23	Bus No. AP04TX9064	1,95,009.00			0.00		1,95,009.00	15.00	29,251.00	1,65,758.00
24	BUS NO.AP04TX9065	1,95,009.00			0.00		1,95,009.00	15.00	29,251.00	1,65,758.00
25	BUS NO.AP04TX9066	1,95,009.00			0.00		1,95,009.00	15.00	29,251.00	1,65,758.00
26	Bus No.AP.04. U. 2016	29,700.80			0.00		29,700.80	15.00	4,455.00	25,245.80
27	Bus No. AP. 04. U. 2211	28,215.32			0.00		28,215.32	15.00	4,232.00	23,983.32
28	Bus No.AP 04 W 0949	1,07,123.00			0.00		1,07,123.00	15.00	16,068.00	91,055.00
29	Bus No. Ap 04 W 3759	2,18,747.00			0.00		2,18,747.00	15.00	32,812.00	1,85,935.00
30	Bus No.Ap04 W 4239	2,07,432.00			0.00		2,07,432.00	15.00	31,115.00	1,76,317.00
31	Bus No.Ap.04.W.4266	1,76,437.00			0.00		1,76,437.00	15.00	26,466.00	1,49,971.00
32	Bus No.AP 39 UN 1546	22,72,438.78			0.00		22,72,438.78	15.00	3,40,866.00	19,31,572.78
33	Bus No. AP 39 UN 1547	22,72,438.78			0.00		22,72,438.78	15.00	3,40,866.00	19,31,572.78
34	Bus No. AP 39 UN 1550	22,16,909.50			0.00		22,16,909.50	15.00	3,32,536.00	18,84,373.50
35	Bus No. AP 39 UN 1551	22,16,909.50			0.00		22,16,909.50	15.00	3,32,536.00	18,84,373.50
36	Bus No. AP 39 VA 4227		27,52,583.00		27,52,583.00		27,52,583.00	15.00	4,12,887.00	23,39,696.00
37	Bus No. AP 39 VA 4228		27,52,583.00		27,52,583.00		27,52,583.00	15.00	4,12,887.00	23,39,696.00
38	Bus No. AP 39 VA 4229		27,52,583.00		27,52,583.00		27,52,583.00	15.00	4,12,887.00	23,39,696.00
39	Bus No. AP 39 VA 4230		27,52,583.00		27,52,583.00		27,52,583.00	15.00	4,12,887.00	23,39,696.00
40	Car Ap04.N.4236	44,968.15			0.00		44,968.15	15.00	6,745.00	38,223.15
41	Car AP.04 U. 6656	17,557.80			0.00		17,557.80	15.00	2,634.00	14,923.80
42	Car AP. 09. 5369	28,024.10			0.00		28,024.10	15.00	4,204.00	23,820.10
43	Car No:T.N. 07.3201	4,492.85			0.00		4,492.85	15.00	674.00	3,818.85
44	Car No. AP 04 AM 8055	1,28,231.00			0.00		1,28,231.00	15.00	19,235.00	1,08,996.00




V. S. S. M. M. I. G.
PRINCIPAL
K.S.R.M. COLLEGE OF ENGINEERING
KADAPA-516005, (A.P.)

K.S.R.M. COLLEGE OF ENGINEERING
Run by Sri Kandula Obul Reddy Charities, Kadapa - 516 003

DEPRECIATION STATEMENT AS ON 31.03.2024

Sl.No	Particulars	Written Down Value As ON 01/04/2023	Additions Before 30/09/2023	Additions After 30/09/2023	Total Addition	Delection	Total	Rate Of Depreciation	Depreciation For The Year	Written Down Value As On2024
45	Car No. Ap.04.P.2133	1,29,861.30			0.00		1,29,861.30	15.00	19,479.00	1,10,382.30
46	Car No.AP 39 B Q 5929	8,08,722.00			0.00		8,08,722.00	15.00	1,21,308.00	6,87,414.00
47	Car No. Ap 39 MN 8055	16,73,544.00			0.00		16,73,544.00	15.00	2,51,032.00	14,22,512.00
48	Car No. AP 39 NK 8055	16,42,752.00			0.00		16,42,752.00	15.00	2,46,413.00	13,96,339.00
49	Car No. AP 40 BZ 8055			1,33,98,952.00	1,33,98,952.00		1,33,98,952.00	15.00	10,04,921.00	1,23,94,031.00
50	Motar Cycle No.AP 04 BC 9337	16,583.00			0.00		16,583.00	15.00	2,487.00	14,096.00
51	Tractor AP.04. 6044	1,758.35			0.00		1,758.35	15.00	264.00	1,494.35
52	Bio Gas Plant	3,01,824.00			0.00		3,01,824.00	15.00	45,274.00	2,56,550.00
53	Buildings	9,28,98,241.00	48,18,555.00		48,18,555.00		9,77,16,796.00			9,77,16,796.00
54	Electrical Fittings	1,03,49,315.00	38,30,739.00	6,54,505.00	44,85,244.00		1,48,34,559.00	10.00	14,50,731.00	1,33,83,828.00
55	Furniture	21,72,650.00	1,41,400.00	2,66,801.00	4,08,201.00		25,80,851.00	10.00	2,44,745.00	23,36,106.00
56	H.T. Line	3,945.00			0.00		3,945.00	40.00	1,578.00	2,367.00
57	Indoor Stadium		35,84,695.00	9,09,930.00	44,94,625.00		44,94,625.00			44,94,625.00
58	Inter - Cum - Telephones	17,832.00			0.00		17,832.00	15.00	2,675.00	15,157.00
59	Land	1,95,076.00			0.00		1,95,076.00	0.00		1,95,076.00
60	Laptop	751.00			0.00		751.00	40.00	300.00	451.00
61	Library	17,46,279.40	84,546.00	1,27,315.00	2,11,861.00		19,58,140.40	40.00	7,57,793.00	12,00,347.40
62	Office Equipment	15,09,113.00	6,46,344.00	33,100.00	6,79,444.00		21,88,557.00	15.00	3,25,801.00	18,62,756.00
63	Projectors Peripherals	1,48,208.00			0.00		1,48,208.00	15.00	22,231.00	1,25,977.00
64	Solar Systems	20,12,455.00		1,54,98,960.00	1,54,98,960.00		1,75,11,415.00	0.00		1,75,11,415.00
		15,57,61,113.38	3,35,49,158.00	3,24,68,130.00	6,60,17,288.00		22,17,78,401.38		1,54,18,743.00	20,63,59,652.38



V. S. R. M. N. L. S.
PRINCIPAL
K.S.R.M. COLLEGE OF ENGINEERING
KADAPA-516005, (A.P.)